

Screenings Reported by CFC/CPS/DCFS and ZIP / FY2018 Q1

Zip Code	Total Screened	Screenings of Children involved with DCFS							# of Children Ages 0 to 3 Referred to										# of Children Ages 3 to 5 Referred to					Sub-Totals						
		Ages (in Months)						Not Referred	Total Referred	In Intact Family Services	Children of Teen Wards	In Foster Care	LEA EI	LEA (ECSE)	PI (center-based)	Child Care Program	HV	Other Services	Multiple Services	Rescreening	LEA (ECSE)	PFA	HS	Child Care Program	HV	Other Services	Multiple Services	Rescreening	Ages 0-35 mos.	Ages 36-61+ mos.
		0-11	12-23	24-35	36-47	48-60	61+																							
CFC #01	Child and Family Connections 1752 Windsor Road, Suite 102 P.O. Box 16390 Loves Park, IL 61132-6390 - Dee Dee Lowery																													
61008	42	0	0	7	17	18	0	13	29	0	0	0	0	0	0	0	0	0	0	0	6	0	0	0	0	23	0	0	7	35
61010	33	0	0	2	23	7	1	13	20	3	0	0	0	0	0	0	0	0	0	1	19	0	0	0	0	0	0	2	31	
61012	7	0	0	0	5	2	0	1	6	0	0	0	0	0	0	0	0	0	0	3	0	0	0	0	1	0	2	0	7	
61061	29	0	0	1	19	9	0	29	0	0	0	0	0	0	0	0	0	0	0	0	0	0	0	0	0	0	0	1	28	
61063	2	0	0	0	1	1	0	2	0	0	0	0	0	0	0	0	0	0	0	0	0	0	0	0	0	0	0	0	2	
61068	89	0	0	9	51	29	0	74	15	0	0	1	0	3	0	0	0	0	0	12	0	0	0	0	0	0	0	9	80	
61072	45	0	0	0	8	14	23	28	17	0	0	0	0	0	0	0	0	0	0	10	4	0	0	0	0	0	3	0	45	
61073	12	2	0	0	6	4	0	7	5	0	0	0	0	0	0	0	0	0	1	4	0	0	0	0	0	0	0	2	10	
61080	1	1	0	0	0	0	0	1	0	0	0	0	0	0	0	0	0	0	0	0	0	0	0	0	0	0	0	1	0	
61101	14	3	3	8	0	0	0	13	1	0	0	0	1	0	0	0	0	0	0	0	0	0	0	0	0	0	0	14	0	
61102	15	4	4	7	0	0	0	12	3	0	0	0	0	0	0	0	0	0	3	0	0	0	0	0	0	0	0	15	0	
61103	38	1	9	7	13	8	0	30	8	0	0	0	0	0	0	0	0	0	0	1	0	0	0	0	0	0	7	17	21	
61104	483	4	8	12	295	164	0	20	463	0	0	8	2	0	0	0	0	0	0	16	455	0	0	0	0	190	174	24	459	
61107	28	6	11	10	1	0	0	25	3	0	0	2	2	0	0	0	0	0	0	0	0	0	0	0	0	0	0	27	1	
61108	26	7	10	8	1	0	0	25	1	0	0	0	1	0	0	0	0	0	0	0	0	0	0	0	0	0	0	25	1	
61109	100	10	13	9	44	24	0	62	38	0	0	0	3	0	0	0	0	0	0	0	22	0	0	0	0	0	1	12	32	68
61111	11	1	5	4	1	0	0	4	7	0	0	0	1	0	0	0	0	0	0	0	0	0	0	0	0	0	1	10	1	
61114	1	0	0	1	0	0	0	1	0	0	0	0	0	0	0	0	0	0	0	0	0	0	0	0	0	0	0	1	0	
61115	69	4	7	6	21	26	5	21	48	1	0	0	2	0	0	0	0	0	0	10	34	0	0	0	0	0	0	17	52	
61326	9	0	0	0	8	1	0	0	9	0	0	0	0	0	0	0	0	0	0	3	5	0	0	0	1	0	1	0	9	
61345	2	0	0	0	1	1	0	1	1	0	0	0	0	0	0	0	0	0	0	0	0	0	0	0	1	0	0	0	2	
61354	4	0	0	0	4	0	0	0	4	0	0	0	0	0	0	0	0	0	0	0	4	0	0	0	0	0	0	0	4	
61356	51	3	3	4	29	12	0	6	45	0	0	0	1	0	0	0	0	0	0	0	44	0	0	0	0	0	0	10	41	
61362	14	0	1	0	8	5	0	14	0	0	0	0	0	0	0	0	0	0	0	0	0	0	0	0	0	0	0	1	13	
61540	7	0	0	0	5	2	0	7	0	0	0	0	0	0	0	0	0	0	0	0	0	0	0	0	0	0	0	0	7	
NONE	189	145	30	14	0	0	0	0	0	0	0	0	0	0	0	0	0	0	0	0	0	0	0	0	0	0	0	189	0	
TOTAL	1321	191	104	109	561	327	29	409	723	4	0	11	13	3	0	0	0	0	0	14	66	587	0	0	0	26	191	200	404	917

CFC #02	Child and Family Connections Lake County Health Department 3010 Grand Avenue, 2nd Floor Waukegan, IL 60085 - Donna Musser																													
60002	12	0	0	2	6	4	0	1	11	0	0	0	0	1	0	0	0	0	0	3	10	0	0	0	0	3	0	2	10	
60010	17	0	0	0	12	5	0	15	2	0	0	0	0	0	0	0	0	0	0	0	0	0	0	0	0	0	2	0	17	
60015	3	0	0	0	0	3	0	2	1	0	0	0	0	0	0	0	0	0	0	0	0	0	0	0	0	0	1	0	3	

Screenings Reported by CFC/CPS/DCFS and ZIP / FY2018 Q1

Zip Code	Total Screened	Ages (in Months)						Not Referred	Total Referred	Screenings of Children involved with DCFS			# of Children Ages 0 to 3 Referred to								# of Children Ages 3 to 5 Referred to					Sub-Totals					
		0-11	12-23	24-35	36-47	48-60	61+			In Intact Family Services	Children of Teen Wards	In Foster Care	LEA EI	LEA (ECSE)	PI (center-based)	Child Care Program	HV	Other Services	Multiple Services	Rescreening	LEA (ECSE)	PFA	HS	Child Care Program	Other HV	Multiple Services	Rescreening	Ages 0-35 mos.	Ages 36-61+ mos.		
60030	17	0	0	0	11	6	0	0	0	0	0	0	0	0	0	0	0	0	0	6	7	0	0	0	1	0	1	0	17		
60031	23	0	0	0	9	11	0	12	12	0	0	1	0	0	0	0	0	0	0	0	17	0	6	0	0	0	2	0	20		
60048	19	0	0	0	10	9	0	0	19	0	0	0	0	0	0	0	0	0	0	0	0	0	0	12	0	7	0	19			
60084	38	0	0	0	22	15	1	14	24	0	0	0	0	0	0	0	0	0	0	1	22	0	0	0	7	7	2	0	38		
60085	475	135	163	177	0	0	0	432	43	3	0	6	21	6	1	0	0	13	6	4	9	0	0	0	0	0	0	475	0		
60089	12	0	0	0	8	4	0	11	1	0	0	0	0	0	0	0	0	0	0	1	0	0	0	0	0	0	0	12			
NONE	599	541	40	14	3	1	0	0	0	0	0	0	0	0	0	0	0	0	0	0	0	0	0	0	0	0	0	595	4		
TOTAL	1215	676	203	193	81	58	1	487	113	3	0	7	21	7	1	0	0	13	6	4	9	11	56	0	6	0	20	10	15	1072	140

CFC #03 Child and Family Connections 27 South State Avenue Suite 101 Freeport, IL 61032 - Angela Hodges

60115	436	155	92	56	78	51	0	287	68	0	0	3	2	0	0	0	0	0	1	1	0	0	59	0	0	0	15	3	0	303	129
60145	8	0	0	0	3	4	1	0	0	0	0	0	0	0	0	0	0	0	0	2	0	0	0	0	0	0	0	4	0	8	
60146	11	0	0	3	3	5	0	0	11	0	0	0	0	2	0	0	0	0	1	0	0	2	6	0	0	0	0	0	3	8	
60178	27	0	0	0	16	11	0	27	0	0	0	0	0	0	0	0	0	0	0	0	0	0	0	0	0	0	0	0	27		
60548	16	0	0	2	11	3	0	10	6	0	0	1	0	0	0	0	0	0	0	0	6	0	0	0	0	0	0	2	14		
61021	1	0	0	1	0	0	0	1	0	0	0	0	0	0	0	0	0	0	0	0	0	0	0	0	0	0	0	1	0		
61032	182	125	22	3	11	21	0	142	35	0	0	0	0	0	0	0	0	0	0	5	13	0	18	0	0	0	0	150	32		
61071	45	0	0	5	30	10	0	38	7	0	0	1	0	0	0	0	0	0	0	7	0	0	0	0	0	0	0	5	40		
61074	14	0	0	0	12	2	0	13	1	0	0	0	0	0	0	0	0	0	0	1	0	0	0	0	0	0	0	0	14		
61081	19	7	1	9	1	1	0	17	2	0	0	0	2	0	0	0	0	0	0	0	0	0	0	0	0	0	0	17	2		
NONE	407	372	23	8	3	1	0	0	0	0	0	0	0	0	0	0	0	0	0	0	0	0	0	0	0	0	0	403	4		
TOTAL	1166	659	138	87	168	109	1	535	130	0	0	5	4	2	0	0	0	0	2	1	5	25	71	18	0	0	15	3	4	884	278

CFC #04 Child and Family Connections 1551 East Fabyan Parkway Geneva, IL 60134 - Ellana Mavromatis

60010	22	0	0	0	13	9	0	11	11	0	0	0	0	0	0	0	0	0	0	0	0	0	0	0	0	0	0	11	0	22
60085	12	2	7	1	2	0	0	8	4	1	0	0	0	0	0	0	0	0	0	0	0	2	0	0	0	0	0	10	2	
60087	6	0	2	3	1	0	0	5	1	0	0	0	0	0	0	0	0	0	0	0	0	1	0	0	0	0	0	5	1	
60109	29	0	0	2	12	15	0	19	10	0	0	0	0	6	0	0	0	0	0	4	0	0	0	0	0	0	0	2	27	
60110	187	5	0	11	79	93	0	27	160	0	0	1	0	0	0	0	0	0	0	0	135	0	0	0	1	0	24	16	172	
60120	183	6	6	33	78	61	0	74	93	0	0	0	1	1	0	0	0	0	0	0	86	0	0	0	16	0	2	45	139	
60123	78	13	13	25	16	8	0	55	20	0	0	0	7	1	0	0	0	0	0	0	11	0	0	0	1	0	0	51	24	
60134	6	0	1	0	3	2	0	3	3	0	0	1	0	0	0	0	0	0	0	3	0	0	0	0	0	0	0	1	5	
60174	7	0	0	4	3	0	0	7	0	0	0	0	0	0	0	0	0	0	0	0	0	0	0	0	0	0	0	4	3	

Screenings Reported by CFC/CPS/DCFS and ZIP / FY2018 Q1

Zip Code	Total Screened	Ages (in Months)						Not Referred	Total Referred	Screenings of Children involved with DCFS			# of Children Ages 0 to 3 Referred to								# of Children Ages 3 to 5 Referred to					Sub-Totals					
		0-11	12-23	24-35	36-47	48-60	61+			In Intact Family Services	Children of Teen Wards	In Foster Care	EI	LEA (ECSE)	PI (center-based)	Child Care Program	HV	Other Services	Multiple Services	Rescreening	LEA (ECSE)	PFA	HS	Child Care Program	Other HV Services	Multiple Services	Rescreening	Ages 0-35 mos.	Ages 36-61+ mos.		
60504	9	0	2	2	4	1	0	5	4	0	0	0	2	1	0	0	0	0	0	0	0	1	0	0	0	0	0	0	0	4	5
60505	227	14	10	33	101	69	0	66	4	0	0	0	4	0	0	0	0	0	0	0	0	0	0	0	0	0	0	0	57	170	
60506	120	29	33	45	12	1	0	111	8	0	0	0	0	0	0	0	0	0	0	0	2	0	0	0	0	0	0	0	107	13	
60510	42	0	2	3	25	10	2	12	30	0	0	0	2	0	0	0	0	0	0	2	10	0	0	0	0	7	0	1	5	37	
60541	30	0	0	0	15	15	0	11	19	0	0	0	0	0	0	0	0	0	0	5	2	0	0	0	1	0	11	0	30		
60543	115	0	0	0	68	47	0	35	80	0	0	0	0	0	0	0	0	0	0	29	66	0	0	0	0	22	7	0	115		
60545	9	0	0	0	4	5	0	6	3	0	0	0	0	0	0	0	0	0	0	2	0	0	0	0	0	0	1	0	9		
60560	10	0	0	4	6	0	0	10	0	0	0	0	0	0	0	0	0	0	0	0	0	0	0	0	0	0	0	4	6		
NONE	885	853	18	12	1	1	0	0	0	0	0	0	0	0	0	0	0	0	0	0	0	0	0	0	0	0	0	883	2		
TOTAL	1977	922	94	178	443	337	2	465	450	1	0	2	16	9	0	0	0	0	0	0	6	56	300	2	0	0	26	22	57	1194	782

CFC #05 Child and Family Connections 750 Warrenville Road Suite 300 Lisle, IL 60532 - Lori Orr

60101	60	0	0	0	36	24	0	11	49	0	0	0	0	0	0	0	0	0	0	4	47	0	0	0	0	2	0	0	60
60103	34	0	0	0	19	15	0	8	22	0	0	0	0	0	0	0	0	0	0	0	22	0	0	0	4	0	0	0	34
60108	35	0	0	3	16	16	0	1	2	0	0	0	2	1	0	0	0	0	0	2	8	0	0	0	0	0	3	3	32
60126	41	0	0	1	21	19	0	0	41	0	0	0	0	0	0	0	0	0	0	41	0	0	0	0	0	0	0	1	40
60137	47	2	1	6	20	9	1	4	38	0	0	0	0	0	0	0	4	0	3	12	16	0	0	0	2	0	1	9	30
60139	62	0	0	13	22	26	0	21	41	0	0	0	0	1	0	0	0	0	5	3	36	0	0	0	0	3	0	13	48
60148	30	0	0	2	23	5	0	0	20	1	0	0	0	1	0	0	0	0	0	5	13	0	0	0	0	0	1	2	28
60157	18	0	0	0	10	7	1	15	3	18	0	0	0	0	0	0	0	0	0	2	0	0	0	0	1	0	0	0	18
60181	14	0	5	3	3	1	0	6	8	0	0	0	5	1	0	0	0	0	0	2	0	0	0	0	0	0	0	8	4
60185	79	15	13	17	11	23	0	36	43	0	0	0	2	7	0	0	0	0	0	31	3	0	0	0	0	0	0	45	34
60188	5	0	0	0	4	1	0	3	2	0	0	0	0	0	0	0	2	0	1	0	2	0	0	0	0	0	1	0	5
60190	3	0	0	1	2	0	0	1	2	0	0	0	0	1	0	0	0	0	0	0	1	0	0	0	0	0	0	1	2
60191	47	0	0	1	38	8	0	0	47	0	0	0	0	0	0	0	0	0	0	5	42	0	0	0	0	0	0	1	46
60517	53	0	0	5	20	28	0	0	0	0	0	1	0	3	0	0	0	0	0	7	41	0	0	0	0	0	4	5	48
60527	18	0	0	3	7	8	0	10	8	0	0	0	0	0	0	0	0	0	0	2	5	0	0	0	0	0	1	3	15
60532	5	0	0	0	3	2	0	3	2	0	0	0	0	0	0	0	0	0	0	1	1	0	0	0	0	0	0	0	5
60540	43	12	11	10	4	6	0	11	33	0	0	0	5	0	0	0	22	2	0	3	2	0	0	0	0	0	0	33	10
60559	7	0	0	1	3	3	0	3	4	0	0	0	0	0	0	0	0	0	0	4	0	0	0	0	0	0	1	1	6
60561	21	0	0	2	18	1	0	0	0	0	0	0	0	0	0	0	0	0	0	0	14	0	0	0	1	0	0	2	19

Screenings Reported by CFC/CPS/DCFS and ZIP / FY2018 Q1

Zip Code	Total Screened	Ages (in Months)						Not Referred	Total Referred	Screenings of Children involved with DCFS			# of Children Ages 0 to 3 Referred to								# of Children Ages 3 to 5 Referred to					Sub-Totals										
		0-11	12-23	24-35	36-47	48-60	61+			In Intact Family Services	Children of Teen Wards	In Foster Care	LEA EI	LEA (ECSE)	PFA	PI (center-based)	Child Care Program	HV	Other Services	Multiple Services	Rescreening	LEA (ECSE)	PFA	HS	Child Care Program	HV	Other Services	Multiple Services	Rescreening	Ages 0-35 mos.	Ages 36-61+ mos.					
NONE	679	640	24	12	1	2	0	0	0	0	0	0	0	0	0	0	0	0	0	0	0	0	0	0	0	0	0	0	0	0	0	0	0	0	676	3
TOTAL	1301	669	54	80	281	204	2	133	365	19	0	1	14	15	0	0	0	0	0	0	0	0	0	0	0	0	0	0	0	0	8	5	12	803	487	

CFC #06 Child and Family Connections 1835 West Central Road Arlington Heights, IL 60005 - Brenda DeVito

60004	26	0	0	5	13	8	0	7	19	0	0	0	0	0	0	0	0	0	0	0	0	0	0	0	0	0	0	0	0	0	0	0	0	0	5	21
60010	11	0	0	0	4	0	0	10	1	0	0	0	0	0	0	0	0	0	0	0	0	0	0	0	0	0	0	0	0	0	0	0	0	1	0	4
60053	70	0	0	5	42	25	0	8	62	0	0	0	1	2	0	0	0	0	0	0	0	0	2	0	11	41	0	0	0	1	6	0	0	5	67	
60056	51	0	0	2	24	25	0	2	42	0	0	0	0	0	0	0	0	0	0	0	0	0	0	8	32	0	0	0	10	0	0	0	2	49		
60062	4	0	0	0	2	2	0	1	1	0	0	0	0	0	0	0	0	0	0	0	0	0	0	0	0	0	0	0	1	0	0	0	0	4		
60070	14	0	0	0	8	5	1	3	11	0	0	0	0	0	0	0	0	0	0	0	0	0	0	1	9	0	0	0	0	0	0	0	0	14		
60107	90	0	0	0	52	38	0	6	84	0	0	0	0	0	0	0	0	0	0	0	0	0	0	0	0	79	0	0	0	5	0	0	0	90		
60201	6	0	0	2	1	3	0	2	4	0	0	0	0	0	0	0	0	0	0	0	0	0	0	0	0	1	0	0	0	3	0	0	2	4		
60714	32	0	0	15	8	8	1	9	23	0	0	0	0	8	0	0	0	0	0	0	0	0	0	12	0	0	0	0	0	0	0	0	1	15	17	
TOTAL	304	0	0	29	154	114	2	48	247	0	0	0	1	10	0	0	0	0	0	0	0	2	2	51	162	0	0	0	20	6	2	29	270			

CFC #07 Child and Family Connections One Westbrook Corporate Center Suite 640 Westchester, IL 60154 - JoAnn Alferink

60164	13	0	0	3	6	4	0	0	13	0	0	0	0	3	0	0	0	0	0	0	0	0	0	0	7	0	0	0	3	0	0	0	3	10	
60302	588	59	73	135	148	165	8	569	2	0	0	0	2	0	0	0	0	0	0	0	0	0	0	7	0	0	0	0	0	0	0	0	0	267	321
60402	38	0	0	0	13	24	1	0	0	0	0	0	0	0	0	0	0	0	0	0	0	0	0	23	0	3	0	0	0	0	0	0	0	38	
60804	128	115	0	1	6	6	0	0	12	0	0	0	0	0	0	0	0	0	0	0	0	0	3	9	0	0	0	0	0	0	0	0	0	116	12
TOTAL	767	174	73	139	173	199	9	569	27	0	0	0	2	3	0	0	0	0	0	0	0	0	10	39	0	3	0	3	0	0	0	386	381		

CFC #08 Branddecker Center Attn: Child and Family Connections 9455 South Hoyne Avenue Chicago, IL 60643 - Marlene Stroube

60805	0	0	0	0	0	0	0	0	0	0	0	0	0	0	0	0	0	0	0	0	0	0	0	0	0	0	0	0	0	0	0	0	0	0
TOTAL	0	0	0	0	0	0	0	0	0	0	0	0	0	0	0	0	0	0	0	0	0	0	0	0	0	0	0	0	0	0	0	0	0	

CFC #09 Child and Family Connections 5422 W. Roosevelt Road Chicago, IL 60644 - Grace Ortiz

60608	46	42	3	1	0	0	0	0	0	0	0	0	0	0	0	0	0	0	0	0	0	0	0	0	0	0	0	0	0	0	0	0	0	46	0
60612	17	15	2	0	0	0	0	0	0	0	0	0	0	0	0	0	0	0	0	0	0	0	0	0	0	0	0	0	0	0	0	0	17	0	
60623	159	152	7	0	0	0	0	0	0	0	0	0	0	0	0	0	0	0	0	0	0	0	0	0	0	0	0	0	0	0	0	0	159	0	
60624	50	46	2	2	0	0	0	0	0	0	0	0	0	0	0	0	0	0	0	0	0	0	0	0	0	0	0	0	0	0	0	0	50	0	

Screenings Reported by CFC/CPS/DCFS and ZIP / FY2018 Q1

Zip Code	Total Screened	Ages (in Months)						Not Referred	Total Referred	Screenings of Children involved with DCFS			# of Children Ages 0 to 3 Referred to								# of Children Ages 3 to 5 Referred to					Sub-Totals						
		0-11	12-23	24-35	36-47	48-60	61+			In Intact Family Services	Children of Teen Wards	In Foster Care	LEA EI	LEA (ECSE)	EHS	PI (center-based)	Child Care Program	HV	Other Services	Multiple Services	Rescreening	LEA (ECSE)	PFA	HS	Child Care Program	Other HV Services	Multiple Services	Rescreening	Ages 0-35 mos.	Ages 36-61+ mos.		
60644	50	41	8	1	0	0	0	0	0	0	0	0	0	0	0	0	0	0	0	0	0	0	0	0	0	0	0	0	0	0	50	0
TOTAL	322	296	22	4	0	0	0	0	0	0	0	0	0	0	0	0	0	0	0	0	0	0	0	0	0	0	0	0	0	322	0	

CFC #12 Child and Family Connections Easter Seals Society of Metro Chicago 17300 South Ozark Avenue - North Bldg. Tinley Park, IL 60477 - Peter Byrne

60409	54	0	0	0	31	23	0	38	5	0	0	0	0	0	0	0	0	0	0	0	16	0	0	0	0	0	0	0	0	0	54
60411	142	6	12	13	0	111	0	0	142	0	0	0	1	0	0	0	0	30	0	0	7	104	0	0	0	0	0	0	31	111	
60426	9	2	3	4	0	0	0	9	0	0	0	0	0	0	0	0	0	0	0	0	0	0	0	0	0	0	0	9	0		
60439	10	0	0	1	6	3	0	7	3	0	0	0	0	0	0	0	0	0	0	0	3	0	0	0	0	0	0	1	9		
60452	51	3	9	16	15	8	0	1	50	0	0	0	1	0	0	0	0	8	0	0	1	22	0	0	0	0	1	0	28	23	
60453	52	0	0	11	25	16	0	11	41	0	0	0	0	6	0	0	0	0	2	0	5	28	0	0	0	0	0	0	11	41	
60457	32	0	0	0	14	18	0	29	3	0	0	0	0	0	0	0	0	0	0	0	0	0	0	0	0	0	0	5	0	32	
60462	89	0	0	0	57	32	0	36	53	0	0	0	0	0	0	0	0	0	0	0	25	0	0	0	0	19	0	9	0	89	
60463	19	0	0	0	13	6	0	17	2	0	0	0	0	0	0	0	0	0	0	0	2	0	0	0	0	0	0	0	0	19	
60471	46	0	0	0	17	29	0	0	46	0	0	1	0	0	0	0	0	0	0	0	2	44	0	0	0	0	0	0	0	46	
60473	15	0	0	0	15	0	0	0	15	15	0	0	0	0	0	0	0	0	0	0	0	15	0	0	0	0	0	0	0	15	
60477	26	0	0	0	14	12	0	26	0	0	0	0	0	0	0	0	0	0	0	0	0	0	0	0	0	0	0	0	0	26	
TOTAL	545	11	24	45	207	258	0	174	360	15	0	1	2	6	0	0	0	38	2	0	61	213	0	0	0	19	1	14	80	465	

CFC #13 Child and Family Connections 130 S. Lafayette Street Suite 200 Macomb, IL 61455 - Chuck Farr

61201	9	1	2	6	0	0	0	7	2	0	0	0	0	0	0	0	0	2	0	0	0	0	0	0	0	0	0	0	9	0
61244	1	1	0	0	0	0	0	0	0	0	0	0	0	0	0	0	0	0	0	0	0	0	0	0	0	0	0	0	1	0
61282	1	0	1	0	0	0	0	0	0	0	0	0	0	0	0	0	0	0	0	0	0	0	0	0	0	0	0	1	0	
61422	28	0	4	2	17	5	0	6	22	1	0	0	0	0	0	0	0	0	0	0	4	18	0	0	0	0	0	1	6	22
61431	2	1	0	1	0	0	0	2	0	0	0	0	0	0	0	0	0	0	0	0	0	0	0	0	0	0	0	2	0	
61440	2	0	0	2	0	0	0	2	0	0	0	0	0	0	0	0	0	0	0	0	0	0	0	0	0	0	0	2	0	
61455	11	2	8	1	0	0	0	11	0	0	0	0	0	0	0	0	0	0	0	0	0	0	0	0	0	0	0	11	0	
61470	1	1	0	0	0	0	0	1	0	0	0	0	0	0	0	0	0	0	0	0	0	0	0	0	0	0	0	1	0	
61484	2	0	0	2	0	0	0	2	0	0	0	0	0	0	0	0	0	0	0	0	0	0	0	0	0	0	0	2	0	
61520	5	0	2	3	0	0	0	5	0	0	0	0	0	0	0	0	0	0	0	0	0	0	0	0	0	0	0	5	0	
61531	1	0	0	1	0	0	0	1	0	0	0	0	0	0	0	0	0	0	0	0	0	0	0	0	0	0	0	1	0	
61542	5	0	0	5	0	0	0	2	3	0	0	0	0	0	0	0	0	0	0	0	0	3	0	0	0	0	0	5	0	
62321	4	1	0	1	2	0	0	1	3	0	0	1	1	0	0	0	0	0	0	0	1	1	0	0	0	0	0	2	2	
62326	3	1	2	0	0	0	0	3	0	0	0	0	0	0	0	0	0	0	0	0	0	0	0	0	0	0	0	3	0	

Screenings Reported by CFC/CPS/DCFS and ZIP / FY2018 Q1

Zip Code	Total Screened	Ages (in Months)						Not Referred	Total Referred	Screenings of Children involved with DCFS			# of Children Ages 0 to 3 Referred to								# of Children Ages 3 to 5 Referred to					Sub-Totals				
		0-11	12-23	24-35	36-47	48-60	61+			In Intact Family Services	Children of Teen Wards	In Foster Care	EI	LEA (ECSE)	EHS	PI (center-based)	Child Care Program	HV	Other Services	Multiple Services	Rescreening	LEA (ECSE)	PFA	HS	Child Care Program	HV	Other Services	Multiple Services	Rescreening	Ages 0-35 mos.
62330	1	1	0	0	0	0	0	1	0	0	0	0	0	0	0	0	0	0	0	0	0	0	0	0	0	0	0	0	1	0
62341	2	1	1	0	0	0	0	2	0	0	0	0	0	0	0	0	0	0	0	0	0	0	0	0	0	0	0	2	0	
62354	1	0	0	1	0	0	0	1	0	0	0	0	0	0	0	0	0	0	0	0	0	0	0	0	0	0	0	1	0	
62367	1	1	0	0	0	0	0	1	0	0	0	0	0	0	0	0	0	0	0	0	0	0	0	0	0	0	0	1	0	
62681	3	0	2	1	0	0	0	3	0	0	0	0	0	0	0	0	0	0	0	0	0	0	0	0	0	0	0	3	0	
NONE	517	478	23	14	0	2	0	0	0	0	0	0	0	0	0	0	0	0	0	0	0	0	0	0	0	0	0	515	2	
TOTAL	600	489	45	40	19	7	0	51	30	1	0	1	1	0	0	0	0	0	0	2	0	0	0	0	0	0	0	1	574	26

CFC #14 Child and Family Connections 3000 W. Rohmann Ave. West Peoria, IL 61604 - Michelle Harr

61550	26	0	2	4	10	9	1	1	2	0	0	0	3	0	0	0	0	0	0	0	3	0	0	0	0	0	0	0	6	20		
61554	16	3	3	9	1	0	0	15	1	0	0	0	1	0	0	0	0	0	0	0	0	0	0	0	0	0	0	15	1			
61564	10	0	0	1	4	4	1	0	0	0	0	0	0	1	0	0	0	0	0	0	0	5	0	0	0	2	0	1	1	9		
61603	74	11	20	19	14	10	0	48	26	1	0	3	10	0	0	4	0	0	0	0	25	1	3	2	3	0	0	0	50	24		
61604	3	0	1	2	0	0	0	3	0	1	0	0	0	0	0	0	0	0	0	0	1	0	0	0	0	0	0	3	0			
61605	259	26	10	34	105	83	1	97	162	9	0	19	1	1	0	0	0	0	0	1	0	4	6	119	0	0	0	18	0	15	70	189
61607	59	0	3	6	28	22	0	41	18	0	0	1	1	0	0	0	0	0	0	0	3	0	0	0	0	0	8	9	9	9	50	
61616	34	6	13	8	7	0	0	0	0	0	0	0	0	0	0	0	0	0	0	1	0	0	0	0	0	0	0	27	7			
61738	23	0	1	1	16	5	0	1	22	0	0	0	0	0	0	0	0	0	0	0	2	8	11	0	0	0	0	1	0	2	21	
61755	5	0	1	4	0	0	0	3	2	0	0	0	2	0	0	0	0	0	0	0	1	0	0	0	0	0	0	0	5	0		
NONE	343	253	53	34	1	2	0	0	0	0	0	0	0	0	0	0	0	0	0	0	0	0	0	0	0	0	0	0	340	3		
TOTAL	852	299	107	122	186	135	3	209	233	11	0	23	18	2	0	4	0	0	2	0	39	15	138	2	3	0	28	10	25	528	324	

CFC #15 Child and Family Connections Serv. Will, Grundy, Kankakee Cnties, Inc 2300 Glenwood Ave. Joliet, IL 60435 - Rachel Cimino

60408	12	0	0	1	8	2	1	0	12	0	0	0	0	0	0	0	0	0	0	0	1	1	9	0	0	0	0	1	0	1	11
60410	13	0	0	0	11	2	0	3	10	0	0	0	0	0	0	0	0	0	0	0	0	3	7	0	0	0	0	0	0	0	13
60416	30	0	0	0	17	13	0	6	24	0	0	0	0	0	0	0	0	0	0	0	8	15	0	0	0	0	0	1	0	30	
60417	51	3	3	3	28	14	0	6	45	0	0	0	3	0	0	0	0	0	0	0	12	30	0	0	0	0	0	0	9	42	
60423	8	0	0	0	6	2	0	7	1	0	0	0	0	0	0	0	0	0	0	0	0	1	0	0	0	0	0	1	0	8	
60433	43	1	1	3	21	17	0	2	41	0	0	0	1	0	0	0	0	0	0	0	1	5	33	0	0	0	0	1	5	38	
60435	86	20	37	28	1	0	0	69	17	0	0	0	17	0	0	0	0	0	0	0	0	0	0	0	0	0	0	0	85	1	
60446	288	0	0	0	135	162	1	203	85	0	0	0	0	0	0	0	0	0	0	0	13	35	0	0	3	0	0	36	0	298	
60447	15	2	0	1	8	4	0	8	7	0	0	0	1	0	0	0	0	0	0	0	0	6	0	0	0	0	0	0	3	12	
60450	58	2	1	0	28	27	0	21	37	0	0	0	1	0	0	0	0	0	0	0	6	26	0	0	0	2	0	2	3	55	

Screenings Reported by CFC/CPS/DCFS and ZIP / FY2018 Q1

Zip Code	Total Screened	Ages (in Months)						Not Referred	Total Referred	Screenings of Children involved with DCFS			# of Children Ages 0 to 3 Referred to								# of Children Ages 3 to 5 Referred to					Sub-Totals					
		0-11	12-23	24-35	36-47	48-60	61+			In Intact Family Services	Children of Teen Wards	In Foster Care	LEA EI	LEA (ECSE)	EHS	PI (center-based)	Child Care Program	HV	Other Services	Multiple Services	Rescreening	LEA (ECSE)	PFA	HS	Child Care Program	Other HV	Multiple Services	Rescreening	Ages 0-35 mos.	Ages 36-61+ mos.	
60451	31	0	0	0	22	9	0	0	31	0	0	0	0	0	0	0	0	0	0	0	17	0	0	11	0	0	0	3	0	31	
60481	19	1	1	0	10	7	0	6	13	0	0	0	0	0	0	0	0	0	0	3	9	0	0	0	0	1	0	2	17		
60518	32	0	0	0	12	20	0	29	3	0	0	0	0	0	0	0	0	0	0	2	0	0	0	0	0	0	1	0	32		
60544	137	0	0	30	82	25	0	12	125	0	0	7	0	0	0	0	0	0	0	50	75	0	0	0	0	0	0	30	107		
60551	12	0	0	0	4	8	0	12	0	0	0	0	0	0	0	0	0	0	0	0	0	0	0	0	0	0	0	0	12		
60915	52	1	0	1	27	23	0	1	51	0	0	0	0	0	0	2	0	0	0	1	50	0	0	0	0	0	0	2	50		
60954	2	0	0	0	2	0	0	0	2	0	0	0	0	0	0	0	0	0	0	0	2	0	0	0	0	0	0	0	2		
61301	30	0	0	0	17	13	0	25	5	0	0	0	0	0	0	0	0	0	0	0	0	0	0	0	2	0	3	0	30		
61325	12	0	0	1	7	4	0	6	6	0	0	0	0	0	0	0	0	0	0	1	4	0	0	0	0	0	1	1	11		
61341	20	0	0	0	13	7	0	1	19	0	0	0	0	0	0	0	0	0	0	1	15	0	0	0	2	0	1	0	20		
61342	49	0	0	3	29	17	0	12	37	0	0	0	0	0	0	0	0	0	1	0	23	3	0	0	3	0	7	3	46		
61348	24	0	0	0	18	6	0	0	24	0	0	0	0	0	0	0	0	0	0	15	0	0	0	0	5	0	4	0	24		
61350	78	0	0	3	32	43	0	54	24	0	0	0	0	0	0	0	0	0	7	8	0	0	0	0	5	0	4	3	75		
61354	35	0	0	5	24	6	0	5	30	0	0	0	0	0	0	0	0	0	0	26	0	0	0	0	1	0	3	5	30		
61360	37	0	0	0	10	25	2	16	21	0	0	0	0	0	0	0	0	0	1	15	0	0	0	0	4	0	1	0	37		
61364	127	3	2	7	44	71	0	61	66	0	0	0	1	1	0	0	0	0	4	45	1	0	0	0	4	0	5	12	115		
61370	6	0	0	1	3	2	0	1	5	0	0	0	0	0	0	0	0	0	1	4	0	0	0	0	0	0	0	1	5		
61373	10	0	0	0	7	3	0	0	10	0	0	0	0	0	0	0	0	0	2	7	0	0	0	0	0	0	1	0	10		
NONE	548	422	66	38	8	14	0	0	0	0	0	0	0	0	0	0	0	0	0	0	0	0	0	0	0	0	0	526	22		
TOTAL	1865	455	111	125	634	546	4	566	751	0	0	7	24	1	0	0	2	0	3	0	5	138	460	4	11	3	28	2	75	691	1184

CFC #16 Child and Family Connections 103 S. Country Fair Drive Champaign, IL 61821 - Maggie Jones

60420	20	0	0	3	12	5	0	3	17	0	0	1	0	0	0	0	0	0	0	1	1	11	0	0	0	0	0	4	3	17
60929	9	0	0	1	4	4	0	0	9	0	0	0	0	0	1	0	0	0	0	1	1	7	0	0	0	0	0	0	1	8
60938	17	2	0	2	4	9	0	14	3	0	0	0	0	0	0	0	0	0	1	0	0	0	0	0	0	0	2	4	13	
60942	26	0	0	0	16	10	0	1	25	0	0	0	0	0	0	0	0	0	1	24	0	0	0	0	4	0	0	0	26	
60957	28	3	5	0	8	11	1	18	10	0	0	1	0	0	0	0	0	0	0	0	0	0	0	0	0	0	8	8	20	
60963	8	0	0	0	2	6	0	0	8	0	0	0	0	0	0	0	0	0	0	8	0	0	0	0	1	0	0	0	8	
61319	11	0	0	0	3	8	0	0	11	0	0	0	0	0	0	0	0	0	0	9	0	0	0	0	1	0	1	0	11	
61364	12	0	0	3	6	3	0	1	11	0	0	0	0	0	2	0	0	0	0	0	7	0	0	0	0	1	0	1	3	9
61704	109	0	0	0	72	37	0	2	35	0	0	0	0	0	0	0	0	0	0	20	63	0	0	0	0	0	3	0	109	
61732	17	0	0	0	12	5	0	0	17	0	0	0	0	0	0	0	0	0	0	17	0	0	0	0	0	0	0	0	17	
61741	35	0	0	7	20	8	0	7	28	0	0	3	0	0	0	0	0	0	0	16	0	0	0	0	1	0	6	7	28	

Screenings Reported by CFC/CPS/DCFS and ZIP / FY2018 Q1

Zip Code	Total Screened	Ages (in Months)						Not Referred	Total Referred	Screenings of Children involved with DCFS			# of Children Ages 0 to 3 Referred to								# of Children Ages 3 to 5 Referred to					Sub-Totals					
		0-11	12-23	24-35	36-47	48-60	61+			In Intact Family Services	Children of Teen Wards	In Foster Care	LEA EI	LEA (ECSE)	EHS	PI (center-based)	Child Care Program	HV	Other Services	Multiple Services	Rescreening	LEA (ECSE)	PFA	HS	Child Care Program	Other HV Services	Multiple Services	Rescreening	Ages 0-35 mos.	Ages 36-61+ mos.	
61745	27	0	0	2	15	8	2	25	2	0	0	0	0	0	0	0	0	0	0	0	0	0	0	0	0	0	2	0	0	2	25
61761	2	0	1	1	0	0	0	1	1	0	0	0	1	0	0	0	0	0	0	0	0	0	0	0	0	0	0	0	0	2	0
61764	166	101	31	14	12	8	0	157	9	0	0	9	0	0	0	0	0	0	0	0	0	0	0	0	0	0	0	0	146	20	
61802	127	0	0	0	83	44	0	0	72	0	0	0	0	0	0	0	0	0	0	0	118	0	0	0	0	9	0	0	0	127	
61817	29	0	0	0	18	11	0	1	28	0	0	0	0	0	0	0	0	0	0	2	26	0	0	0	10	0	0	0	29		
61821	57	0	0	0	40	17	0	1	8	0	0	0	0	0	0	0	0	0	0	0	53	0	0	0	0	0	0	0	57		
61832	206	2	5	6	91	96	1	94	112	1	0	4	3	0	0	0	0	4	0	0	7	75	0	0	0	10	0	27	13	188	
61846	31	0	0	0	16	15	0	2	29	0	0	0	0	0	0	0	0	0	0	3	26	0	0	0	9	0	0	0	31		
61866	22	0	0	1	15	6	0	0	0	0	0	0	0	0	0	0	0	1	0	4	0	0	0	0	7	0	1	1	21		
61883	21	0	0	0	10	11	0	0	21	0	0	0	0	0	0	0	0	0	0	4	17	0	0	0	4	0	0	0	21		
NONE	545	493	35	12	2	3	0	0	0	0	0	0	0	0	0	0	0	0	0	0	0	0	0	0	0	0	0	540	5		
TOTAL	1525	601	77	52	461	325	4	327	456	1	0	13	13	0	3	0	0	4	1	0	14	43	477	0	0	0	59	0	53	730	790

CFC #17 Child and Family Connections 510 Maine Street Suite 615 Quincy, IL 62301 - Michelle Schwanke & Ashley Edwards

62044	14	0	0	5	6	3	0	11	3	0	0	0	0	0	0	0	0	0	0	0	0	0	0	0	0	0	0	3	5	9
62047	15	0	0	0	5	10	0	11	4	1	0	0	0	0	0	0	0	0	0	0	0	0	0	0	0	0	4	0	15	
62092	42	0	0	2	21	18	1	28	14	1	0	0	0	0	0	0	0	0	1	1	0	0	0	0	0	0	12	2	40	
62340	9	0	0	3	5	1	0	6	3	0	0	0	0	0	0	0	0	0	2	0	0	0	0	0	0	0	1	3	6	
62345	22	3	4	10	5	0	0	17	5	0	0	0	1	0	0	0	0	0	2	1	0	0	0	0	0	0	1	17	5	
62353	12	0	0	0	11	1	0	8	4	0	0	0	0	0	0	0	0	0	0	0	0	0	0	0	0	0	4	0	12	
62363	53	0	0	1	23	29	0	45	8	2	0	1	0	0	0	0	0	0	0	0	0	0	0	0	0	0	8	1	52	
62618	64	0	0	5	41	17	1	34	30	4	0	0	0	0	0	0	0	0	3	1	0	0	0	0	0	0	26	5	59	
62631	5	0	0	0	4	1	0	3	2	0	0	0	0	0	0	0	0	0	0	1	0	0	0	0	0	0	1	0	5	
62650	85	0	0	4	42	36	3	62	23	2	0	0	0	0	0	0	0	0	2	3	0	0	0	0	0	0	18	4	81	
62677	4	0	0	0	2	2	0	4	0	0	0	0	0	0	0	0	0	0	0	0	0	0	0	0	0	0	0	0	4	
62692	6	0	0	2	1	3	0	4	2	0	0	0	0	0	0	0	0	0	0	0	0	0	0	0	0	0	2	2	4	
NONE	254	233	9	3	6	3	0	0	0	0	0	0	0	0	0	0	0	0	0	0	0	0	0	0	0	0	0	245	9	
TOTAL	585	236	13	35	172	124	5	233	98	10	0	1	1	0	0	0	0	0	10	7	0	0	0	0	0	0	80	284	301	

CFC #18 Child and Family Connections Sangamon Co. Public Health Department 2833 South Grand Avenue, East Springfield, IL 62703 - Lisa McGlothlin

61723	22	0	0	0	20	2	0	0	22	0	0	0	0	0	0	0	0	0	0	0	22	0	0	0	0	0	0	0	0	22
62644	30	4	4	3	16	2	0	28	2	0	0	1	1	0	0	0	0	0	0	9	19	4	0	0	0	0	5	11	18	

Screenings Reported by CFC/CPS/DCFS and ZIP / FY2018 Q1

Zip Code	Total Screened	Ages (in Months)						Not Referred	Total Referred	Screenings of Children involved with DCFS			# of Children Ages 0 to 3 Referred to								# of Children Ages 3 to 5 Referred to					Sub-Totals							
		0-11	12-23	24-35	36-47	48-60	61+			In Intact Family Services	Children of Teen Wards	In Foster Care	LEA EI	LEA (ECSE)	PI EHS	Child Care Program	HV	Other Services	Multiple Services	Rescreening	LEA (ECSE)	PFA	HS	Child Care Program	Other HV Services	Multiple Services	Rescreening	Ages 0-35 mos.	Ages 36-61+ mos.				
NONE	390	336	30	22	0	2	0	0	0	0	0	0	0	0	0	0	0	0	0	0	0	0	0	0	0	0	0	0	0	0	0	388	2
TOTAL	442	340	34	25	36	6	0	28	24	0	0	1	1	0	0	0	0	0	0	0	0	0	0	0	0	0	0	0	0	5	399	42	

CFC #19 Child and Family Connections c/o Macon County Mental Health Board 132 South Water, Suite 604 Decatur, IL 62523 - Debbie Floyd

61910	14	0	0	1	6	7	0	0	14	0	0	0	0	0	0	0	0	0	0	0	3	11	0	0	0	0	0	0	0	1	13
61911	4	0	0	1	1	2	0	0	4	0	0	0	0	0	0	0	0	0	0	0	0	4	0	0	0	0	0	0	0	1	3
61913	3	0	0	1	0	2	0	0	3	0	0	0	0	0	0	0	0	0	0	0	0	3	0	0	0	0	0	0	0	1	2
61914	8	0	0	2	5	1	0	0	8	0	0	0	0	0	0	0	0	0	0	0	1	7	0	0	0	0	0	0	2	6	
61920	28	0	0	7	13	8	0	1	27	0	0	0	0	8	0	0	0	0	0	0	5	20	1	0	0	7	6	0	7	21	
61932	2	0	0	1	1	0	0	2	0	0	0	0	0	0	0	0	0	0	0	0	0	0	0	0	0	0	0	0	1	1	
61933	4	0	0	1	1	2	0	0	4	0	0	0	0	0	0	0	0	0	0	0	1	3	0	0	0	0	0	0	1	3	
61937	3	0	0	0	1	2	0	0	3	0	0	0	0	0	0	0	0	0	0	0	0	3	0	0	0	1	1	0	0	3	
61938	40	0	0	8	15	17	0	0	40	0	0	0	0	0	0	0	0	0	0	0	6	33	1	0	0	4	4	0	8	32	
61943	3	0	0	0	2	1	0	1	2	0	0	0	0	0	0	0	0	0	0	0	0	2	0	0	0	0	0	0	0	0	3
61944	1	0	0	1	0	0	0	1	0	0	0	0	0	0	0	0	0	0	0	0	0	0	0	0	0	0	0	0	1	0	
61951	7	0	0	0	3	4	0	0	7	0	0	0	0	0	0	0	0	0	0	0	1	6	0	0	0	1	1	0	0	7	
61953	2	0	0	0	1	1	0	0	2	0	0	0	0	0	0	0	0	0	0	0	1	0	1	0	0	1	1	0	0	2	
61956	5	0	0	4	0	1	0	2	3	0	0	0	0	0	0	0	0	0	0	0	3	0	0	0	0	0	0	0	4	1	
61957	5	0	0	1	2	2	0	0	5	0	0	0	0	0	0	0	0	0	0	0	0	5	0	0	0	0	0	0	1	4	
62420	10	0	0	4	5	1	0	0	10	0	0	0	0	3	0	0	0	0	0	0	3	7	0	0	0	1	1	0	4	6	
62422	2	0	0	0	1	1	0	0	2	0	0	0	0	0	0	0	0	0	0	0	1	1	0	0	0	0	0	0	0	0	2
62441	19	0	0	4	6	9	0	1	18	0	0	0	0	0	0	0	0	0	0	0	5	12	0	0	0	1	1	0	4	15	
62442	3	0	0	2	0	1	0	2	1	0	0	0	0	0	0	0	0	0	0	0	0	4	0	0	0	1	0	0	2	1	
62447	4	0	0	1	1	2	0	0	4	0	0	0	0	0	0	0	0	0	0	0	0	4	0	0	0	1	1	0	1	3	
62463	1	0	0	0	1	0	0	1	0	0	0	0	0	0	0	0	0	0	0	0	0	0	0	0	0	0	0	0	0	1	
62522	54	15	18	21	0	0	0	54	0	5	0	2	0	0	0	0	0	0	0	0	0	0	0	0	0	0	0	0	54	0	
62565	3	0	0	3	0	0	0	0	3	0	0	0	0	0	0	0	0	0	0	0	0	3	0	0	0	0	0	0	3	0	
62568	10	0	0	0	6	4	0	0	10	0	0	0	0	0	0	0	0	0	0	0	1	9	0	0	0	1	1	0	0	10	
NONE	422	338	49	24	6	5	0	0	0	0	0	0	0	0	0	0	0	0	0	0	0	0	0	0	0	0	0	0	411	11	
TOTAL	657	353	67	87	77	73	0	65	170	5	0	2	0	11	0	0	0	0	0	0	31	137	3	0	0	19	17	0	507	150	

CFC #20 Child and Family Connections 1901 S. 4th St. Suite 209 Effingham, IL 62401 - Rita Wahl

62014	6	0	3	3	0	0	0	5	1	0	0	0	1	0	0	0	0	0	0	0	0	0	0	0	0	0	0	0	0	6	0
-------	---	---	---	---	---	---	---	---	---	---	---	---	---	---	---	---	---	---	---	---	---	---	---	---	---	---	---	---	---	---	---

Screenings Reported by CFC/CPS/DCFS and ZIP / FY2018 Q1

Zip Code	Total Screened	Ages (in Months)						Not Referred	Total Referred	Screenings of Children involved with DCFS			# of Children Ages 0 to 3 Referred to								# of Children Ages 3 to 5 Referred to					Sub-Totals				
		0-11	12-23	24-35	36-47	48-60	61+			In Intact Family Services	Children of Teen Wards	In Foster Care	EI	LEA (ECSE)	PFA	PI (center-based)	Child Care Program	HV	Other Services	Multiple Services	Rescreening	LEA (ECSE)	PFA	HS	Child Care Program	Other HV Services	Multiple Services	Rescreening	Ages 0-35 mos.	Ages 36-61+ mos.
62411	6	0	0	2	1	3	0	0	6	0	0	0	0	0	0	0	0	0	0	0	4	2	0	0	0	2	2	0	2	4
62414	6	0	0	0	4	2	0	0	6	0	0	0	0	0	0	0	0	0	0	0	0	6	0	0	0	1	1	0	0	6
62439	9	0	0	2	4	3	0	3	6	0	0	0	0	5	0	0	0	0	0	0	5	0	0	0	0	0	0	2	7	
62674	7	0	0	2	3	2	0	3	4	0	0	0	1	0	0	0	0	0	0	0	0	0	0	0	0	0	3	2	5	
62839	44	0	0	0	36	8	0	0	44	0	0	2	0	0	0	0	0	0	0	0	3	41	0	0	0	0	0	0	44	
NONE	382	324	41	12	2	3	0	0	0	0	0	0	0	0	0	0	0	0	0	0	0	0	0	0	0	0	0	377	5	
TOTAL	460	324	44	21	50	21	0	11	67	0	0	2	2	5	0	0	0	0	0	0	12	49	0	0	0	3	3	3	389	71

CFC #21 Child and Family Connections 4 Eagle Center Suite #4 O'Fallon, IL 62269 - Nicole Van Hise

62010	29	0	0	4	15	9	0	7	22	0	0	0	0	0	0	0	0	0	0	5	22	0	0	0	3	8	1	4	24		
62024	93	4	2	25	40	22	0	22	30	0	0	0	3	0	0	0	0	0	5	0	2	20	0	0	0	0	0	31	62		
62025	30	0	0	10	8	12	0	5	25	0	0	0	0	0	0	0	0	0	0	0	25	0	0	0	0	0	0	10	20		
62040	1344	400	342	272	192	138	0	1327	17	0	0	0	17	0	0	0	0	0	0	0	0	0	0	0	0	0	0	1014	330		
62087	102	0	0	12	60	30	0	6	96	0	0	2	0	0	0	0	0	0	0	2	0	0	0	0	42	0	0	12	90		
62095	38	4	3	3	17	11	0	0	36	2	0	0	1	0	0	0	0	9	0	0	0	27	0	0	0	2	0	2	10	28	
62206	15	0	0	4	2	9	0	0	0	0	0	2	0	0	0	0	0	0	0	4	2	2	2	0	0	0	11	0	4	11	
62220	67	5	3	6	26	27	0	32	35	0	0	0	1	0	0	0	0	0	0	0	6	48	0	0	0	0	0	14	53		
62221	49	0	0	0	20	28	1	33	16	0	0	0	0	0	0	0	0	0	0	0	10	0	0	0	16	5	0	0	49		
62223	31	4	7	8	9	3	0	19	14	0	0	0	2	2	0	0	0	0	0	0	0	10	0	0	0	7	7	0	19	12	
62234	82	2	4	11	26	39	0	14	64	0	0	2	0	0	0	0	0	0	5	0	2	56	0	0	0	1	0	0	17	65	
62257	17	0	0	2	11	4	0	2	15	0	0	0	0	0	0	0	0	0	1	0	0	14	0	0	0	0	0	0	2	15	
62269	47	0	0	0	23	24	0	20	27	0	0	0	0	0	0	0	0	0	0	0	27	25	0	4	0	4	0	1	0	47	
62286	23	0	0	0	15	8	0	0	23	0	0	0	0	0	0	0	0	0	0	0	0	23	0	0	0	0	0	0	0	23	
62288	8	0	0	0	6	2	0	0	8	0	0	0	0	0	0	0	0	0	0	0	0	8	0	0	0	0	0	0	0	8	
62294	69	1	11	17	32	17	0	0	0	0	0	0	0	8	0	0	3	1	0	1	1	0	5	0	6	3	0	3	1	29	49
62933	1	0	1	0	0	0	0	1	0	0	0	0	0	0	0	0	0	0	0	0	0	0	0	0	0	0	0	0	1	0	
NONE	888	763	53	46	16	10	0	0	0	0	0	0	0	0	0	0	0	0	0	0	0	0	0	0	0	0	0	862	26		
TOTAL	2933	1183	426	420	518	393	1	1488	428	2	0	6	24	10	0	0	3	10	11	5	1	46	295	2	10	3	75	34	5	2029	912

CFC #22 Child and Family Connections 101 South Lincoln Centralia, IL 62801 - Bill Ferguson

62266	1	0	1	0	0	0	0	0	1	0	0	0	1	0	0	0	0	0	0	0	0	0	0	0	0	0	0	0	1	0
62293	4	0	0	4	0	0	0	0	0	0	0	0	0	0	0	0	0	0	0	0	0	0	0	0	0	0	0	4	0	
62812	3	1	0	2	0	0	0	0	3	0	0	0	0	0	3	0	0	0	0	0	0	0	0	0	0	0	0	3	0	

Screenings Reported by CFC/CPS/DCFS and ZIP / FY2018 Q1

Zip Code	Total Screened	Screenings of Children involved with DCFS							# of Children Ages 0 to 3 Referred to										# of Children Ages 3 to 5 Referred to						Sub-Totals							
		Ages (in Months)							Total Referred	In Intact Family Services	Children of Teen Wards	In Foster Care	EI	LEA (ECSE)	PI (EHS)	Child Care Program	HV	Other Services	Multiple Services	Rescreening	LEA (ECSE)	PFA	HS	Child Care Program	HV	Other Services	Multiple Services	Rescreening	Ages 0-35 mos.	Ages 36-61+ mos.		
		0-11	12-23	24-35	36-47	48-60	61+	Not Referred																								
62819	1	0	1	0	0	0	0	0	1	0	0	0	0	0	1	0	0	0	0	0	0	0	0	0	0	0	0	0	0	0	1	0
62822	5	1	0	0	3	1	0	0	5	0	0	0	0	0	1	0	0	0	0	0	0	0	4	0	0	0	0	0	0	1	4	
62884	1	0	0	1	0	0	0	0	1	0	0	0	0	0	1	0	0	0	0	0	1	0	0	0	0	0	0	0	1	0		
62890	11	0	0	0	7	4	0	0	11	0	0	0	0	0	0	0	0	0	0	0	0	11	0	0	0	0	0	0	0	11		
62896	28	0	3	4	8	13	0	0	28	0	0	0	2	0	7	0	0	0	0	0	1	0	21	0	0	0	0	0	7	21		
62918	51	3	5	3	9	31	0	5	46	2	0	0	1	0	0	0	6	0	0	1	6	2	0	0	40	0	0	40	11	40		
62948	12	4	3	1	3	0	0	5	7	0	0	0	0	0	4	0	0	0	0	0	0	1	2	2	0	0	0	1	8	3		
62951	1	0	0	1	0	0	0	0	1	0	0	0	0	0	1	0	0	0	0	0	0	0	0	0	0	0	0	0	1	0		
62959	199	8	15	20	69	80	8	125	62	0	0	7	8	0	1	0	16	0	0	6	17	9	1	1	34	0	1	6	34	43	157	
62967	2	0	1	1	0	0	0	0	2	0	0	0	0	0	2	0	0	0	0	0	0	0	0	0	0	0	0	0	2	0		
62999	2	2	0	0	0	0	0	0	2	0	0	0	0	0	0	0	0	2	0	0	0	0	0	0	0	0	0	0	2	0		
NONE	493	410	49	18	9	7	0	0	0	0	0	0	0	0	0	0	0	0	0	0	0	0	0	0	0	0	0	0	477	16		
TOTAL	814	429	78	55	108	136	8	135	170	2	0	7	12	0	21	0	22	2	0	7	26	11	38	3	76	0	1	6	75	562	252	

CFC #23 Child and Family Connections c/o WOVSED 800 S. Division, P.O. Box 320 Norris City, IL 62869 - Kathy Murphy

62410	6	0	0	0	4	2	0	0	6	0	0	0	0	0	0	0	0	0	0	0	1	5	0	0	0	0	0	6	0	6	
62806	58	4	6	5	13	28	2	44	14	0	0	0	0	0	0	0	0	0	1	0	0	13	0	0	0	0	0	7	15	43	
62821	40	0	2	4	20	14	0	12	28	0	0	0	0	1	0	0	0	0	0	0	3	22	0	0	0	0	0	20	6	34	
62835	23	1	3	6	7	6	0	13	10	0	0	0	1	0	0	0	0	0	0	0	3	6	0	0	0	0	0	2	10	13	
62837	125	8	16	13	54	34	0	79	46	0	0	0	1	0	0	0	0	0	0	0	0	45	0	0	0	0	0	37	37	88	
62844	13	0	0	0	8	5	0	0	13	0	0	0	0	0	0	0	0	0	0	0	0	13	0	0	0	0	0	9	0	13	
62850	14	0	0	0	12	2	0	0	14	0	0	0	0	0	0	0	0	0	0	0	0	14	0	0	0	0	0	10	0	14	
62854	19	0	0	0	10	7	2	0	19	0	0	0	0	0	0	0	0	0	0	0	0	19	0	0	0	0	0	8	0	19	
62859	117	17	22	34	29	15	0	19	98	0	0	0	5	0	0	0	58	0	0	5	58	3	0	0	40	0	0	9	40	73	44
62863	90	22	15	8	24	21	0	54	36	0	0	0	1	0	0	0	0	0	1	0	3	1	30	0	0	0	0	23	45	45	
62869	7	1	3	3	0	0	0	5	2	0	0	0	2	0	0	0	0	0	0	0	0	0	0	0	0	0	0	0	7	0	
62895	9	0	0	0	7	2	0	0	9	0	0	0	0	0	0	0	0	0	0	0	0	9	0	0	0	0	0	9	0	9	
62917	10	0	0	0	8	2	0	0	10	0	0	0	0	0	0	0	0	0	0	0	0	10	0	0	0	0	0	8	0	10	
62924	8	1	2	3	1	1	0	0	8	0	0	0	1	0	0	0	6	0	0	1	6	1	0	0	2	0	0	1	2	6	2
62930	21	0	0	0	16	5	0	0	21	0	0	0	0	0	0	0	0	0	0	0	0	21	0	0	0	0	0	18	0	21	
62935	7	0	0	0	6	1	0	0	7	0	0	0	0	0	0	0	0	0	0	0	1	6	0	0	0	0	0	5	0	7	
62946	187	5	34	28	59	61	0	168	19	0	0	0	3	0	0	0	0	0	0	0	7	0	9	0	0	0	0	4	67	120	
62984	33	5	6	7	7	8	0	31	2	0	0	0	0	0	0	0	0	0	2	0	0	0	0	0	0	0	0	18	15		

Screenings Reported by CFC/CPS/DCFS and ZIP / FY2018 Q1

Zip Code	Total Screened	Ages (in Months)						Not Referred	Total Referred	Screenings of Children involved with DCFS			# of Children Ages 0 to 3 Referred to								# of Children Ages 3 to 5 Referred to					Sub-Totals					
		0-11	12-23	24-35	36-47	48-60	61+			In Intact Family Services	Children of Teen Wards	In Foster Care	LEA EI	LEA (ECSE)	PI (center-based)	Child Care Program	HV	Other Services	Multiple Services	Rescreening	LEA (ECSE)	PFA	HS	Child Care Program	Other HV Services	Multiple Services	Rescreening	Ages 0-35 mos.	Ages 36-61+ mos.		
NONE	181	159	10	6	4	2	0	0	0	0	0	0	0	0	0	0	0	0	0	0	0	0	0	0	0	0	0	0	0	175	6
TOTAL	968	223	119	117	289	216	4	425	362	0	0	0	14	1	0	0	64	0	4	6	74	13	222	0	42	0	0	10	208	459	509

CFC #24 Child and Family Connections c/o Archway, Inc. 2751 W. Main, P.O. Box 1180 Carbondale, IL 62901-1180 - Deanna Cruse

62832	2	0	1	1	0	0	0	2	0	0	0	0	0	0	0	0	0	0	0	0	0	0	0	0	0	0	0	0	0	2	0
62901	219	11	19	18	82	81	8	177	9	0	0	4	1	0	0	1	6	0	1	1	6	0	0	0	2	1	0	0	4	48	171
62903	48	4	7	4	19	14	0	0	48	0	0	0	0	0	0	0	14	1	11	11	0	34	5	0	0	0	0	2	14	15	33
62916	7	0	0	1	5	1	0	0	7	0	0	1	0	0	0	0	0	0	0	0	0	1	6	0	0	0	0	0	0	1	6
62924	24	2	3	4	9	6	0	0	24	0	0	0	0	0	0	9	0	0	0	9	1	9	0	6	0	0	1	6	9	15	
62931	11	0	0	0	7	3	1	0	11	0	0	0	0	0	0	0	0	0	0	0	1	10	0	0	0	0	0	0	7	0	11
62932	4	0	0	0	2	2	0	0	4	0	0	0	0	0	0	0	0	0	0	0	0	4	0	0	0	0	0	0	0	0	4
62938	11	0	0	0	7	4	0	0	11	0	0	0	0	0	0	0	0	0	0	0	4	7	0	0	0	0	0	0	6	0	11
62966	4	2	1	1	0	0	0	3	1	0	0	0	1	0	0	0	0	0	0	0	0	0	0	0	0	0	0	0	0	4	0
62982	0	0	0	0	0	0	0	0	0	0	0	0	0	0	0	0	0	0	0	0	0	0	0	0	0	0	0	0	0	0	0
NONE	255	213	30	10	2	0	0	0	0	0	0	0	0	0	0	0	0	0	0	0	0	0	0	0	0	0	0	0	0	253	2
TOTAL	585	232	61	39	133	111	9	182	115	0	0	5	2	0	0	1	15	14	2	12	26	7	70	5	8	1	0	3	37	332	253

CFC #25 Child and Family Connections Options & Advocacy for McHenry Co. 365 Millennium Drive, Suite A Crystal Lake, IL 60012 - Karen Rios

60010	1	0	0	0	0	1	0	1	0	0	0	0	0	0	0	0	0	0	0	0	0	0	0	0	0	0	0	0	0	0	1
60013	12	0	0	0	9	2	1	0	12	0	0	0	0	0	0	0	0	0	0	0	11	1	0	0	0	0	0	0	0	0	12
60014	298	52	94	86	31	34	1	7	233	0	0	0	0	0	0	0	0	2	0	0	1	0	0	0	0	1	0	0	232	66	
60050	34	0	0	0	12	22	0	0	0	0	0	0	0	0	0	0	0	0	0	0	0	0	0	0	0	0	0	0	0	0	34
60051	10	0	0	0	3	7	0	3	7	0	0	0	0	0	0	0	0	0	0	0	0	7	0	0	0	0	0	0	0	0	10
60071	0	0	0	0	0	0	0	0	0	0	0	0	0	0	0	0	0	0	0	0	0	0	0	0	0	0	0	0	0	0	0
60081	7	0	0	1	2	3	1	3	4	0	0	0	0	0	0	0	0	0	1	0	3	0	0	0	0	0	0	0	1	6	
60097	12	0	0	0	5	7	0	0	12	0	0	0	0	0	0	0	0	0	0	0	1	10	0	0	0	0	0	1	0	12	
60098	129	2	6	12	61	42	6	0	28	0	0	1	3	0	0	0	0	0	0	1	1	1	51	0	0	0	7	6	1	20	109
60152	26	0	0	5	12	9	0	2	24	0	0	0	0	0	0	0	0	1	0	0	0	19	0	0	0	0	0	0	5	21	
60156	64	0	0	16	32	15	0	0	15	0	0	0	0	0	0	0	0	1	3	1	17	30	0	0	0	8	0	0	16	47	
NONE	252	225	21	6	0	0	0	0	0	0	0	0	0	0	0	0	0	0	0	0	0	0	0	0	0	0	0	0	252	0	
TOTAL	845	279	121	126	167	142	9	16	335	0	0	1	3	0	0	0	0	4	5	2	34	118	0	0	0	16	6	2	526	318	

Screenings Reported by CFC/CPS/DCFS and ZIP / FY2018 Q1

Zip Code	Total Screened	Ages (in Months)						Not Referred	Total Referred	Screenings of Children involved with DCFS			# of Children Ages 0 to 3 Referred to								# of Children Ages 3 to 5 Referred to					Sub-Totals						
		0-11	12-23	24-35	36-47	48-60	61+			In Intact Family Services	Children of Teen Wards	In Foster Care	LEA EI	LEA (ECSE)	PI (center-based)	Child Care Program	HV	Other Services	Multiple Services	Rescreening	LEA (ECSE)	PFA	HS	Child Care Program	HV	Other Services	Multiple Services	Rescreening	Ages 0-35 mos.	Ages 36-61+ mos.		
Chicago Health Department / Clinics , -																																
NONE	3323	2896	255	130	22	20	0	0	0	0	0	0	0	0	0	0	0	0	0	0	0	0	0	0	0	0	0	0	0	3281	42	
TOTAL	3323	2896	255	130	22	20	0	0	0	0	0	0	0	0	0	0	0	0	0	0	0	0	0	0	0	0	0	0	3281	42		
Chicago Public Schools, Exec Director Office of Diverse Learner Supprt & Services 42 West Madison St. 2nd Floor Chicago, IL 60602 - Vacant																																
60602	255	3	19	65	72	61	31	117	63	0	0	13	14	0	0	0	0	0	0	0	0	0	0	0	0	0	0	0	0	48	87	164
TOTAL	255	3	19	65	72	61	31	117	63	0	0	13	14	0	0	0	0	0	0	0	0	0	0	0	0	0	0	0	48	87	164	
DCFS/Erikson Institute Statewide 451 North LaSalle Street Chicago, IL 60654 - Andria Goss																																
NONE	527	176	120	141	76	9	5	0	0	180	0	0	224	0	92	0	0	51	88	23	139	15	1	168	0	0	86	10	7	437	90	
TOTAL	527	176	120	141	76	9	5	0	0	180	0	0	224	0	92	0	0	51	88	23	139	15	1	168	0	0	86	10	7	437	90	

Screenings Reported by CFC/CPS/DCFS and Month / FY2018 Q1

Month	Total Screened	Ages (in Months)						Not Referred	Total Referred	Screenings of Children involved with DCFS			# of Children Ages 0 to 3 Referred to							# of Children Ages 3 to 5 Referred to					Sub-Totals							
		0-11	12-23	24-35	36-47	48-60	61+			In Intact Family Services	Children of Teen Wards	In Foster Care	LEA EI	LEA (ECSE)	PI (center-based)	Child Care Program	HV	Other Services	Multiple Services	Rescreening	LEA (ECSE)	PFA	HS	Child Care Program	Other HV Services	Multiple Services	Rescreening	Ages 0-35 mos.	Ages 36-61+ mos.			
CFC #01 Child and Family Connections 1752 Windsor Road, Suite 102 P.O. Box 16390 Loves Park, IL 61132-6390 - Dee Dee Lowery																																
Jul-17	324	19	30	21	157	84	13	112	212	3	0	0	8	0	0	0	0	0	0	0	7	11	161	0	0	0	18	47	50	70	254	
Aug-17	659	25	42	61	330	191	10	212	447	0	0	10	4	3	0	0	0	0	0	0	7	32	391	0	0	0	6	144	147	128	531	
Sep-17	338	147	32	27	74	52	6	85	64	1	0	1	1	0	0	0	0	0	0	0	0	23	35	0	0	0	2	0	3	206	132	
TOTAL	1321	191	104	109	561	327	29	409	723	4	0	11	13	3	0	0	0	0	0	0	14	66	587	0	0	0	26	191	200	404	917	
CFC #02 Child and Family Connections Lake County Health Department 3010 Grand Avenue, 2nd Floor Waukegan, IL 60085 - Donna Musser																																
Jul-17	158	49	52	57	0	0	0	145	13	0	0	1	7	2	1	0	0	0	0	3	0	0	0	0	0	0	0	0	0	158	0	
Aug-17	197	45	46	46	32	27	1	162	35	0	0	1	5	1	0	0	0	0	0	3	0	0	2	29	0	3	0	7	7	2	137	60
Sep-17	860	582	105	90	49	31	0	180	65	3	0	5	9	4	0	0	0	0	13	0	4	9	9	27	0	3	0	13	3	13	777	80
TOTAL	1215	676	203	193	81	58	1	487	113	3	0	7	21	7	1	0	0	0	13	6	4	9	11	56	0	6	0	20	10	15	1072	140
CFC #03 Child and Family Connections 27 South State Avenue Suite 101 Freeport, IL 61032 - Angela Hodges																																
Jul-17	173	75	33	27	18	20	0	172	1	0	0	3	1	0	0	0	0	0	0	0	0	0	0	0	0	0	0	0	0	135	38	
Aug-17	330	98	38	24	98	71	1	195	123	0	0	2	1	2	0	0	0	0	0	2	1	4	24	71	18	0	0	15	3	4	160	170
Sep-17	663	486	67	36	52	18	0	168	6	0	0	0	2	0	0	0	0	0	0	0	0	1	1	0	0	0	0	0	0	589	70	
TOTAL	1166	659	138	87	168	109	1	535	130	0	0	5	4	2	0	0	0	0	0	2	1	5	25	71	18	0	0	15	3	4	884	278
CFC #04 Child and Family Connections 1551 East Fabyan Parkway Geneva, IL 60134 - Ellana Mavromatis																																
Jul-17	179	26	29	17	60	48	0	60	53	0	0	0	9	2	0	0	0	0	0	0	2	0	31	2	0	0	0	0	0	8	72	108
Aug-17	384	22	28	15	159	155	2	94	200	1	0	1	6	5	0	0	0	0	0	0	4	15	131	0	0	0	8	0	22	65	316	
Sep-17	1414	874	37	146	224	134	0	311	197	0	0	1	1	2	0	0	0	0	0	0	0	41	138	0	0	0	18	22	27	1057	358	
TOTAL	1977	922	94	178	443	337	2	465	450	1	0	2	16	9	0	0	0	0	0	0	6	56	300	2	0	0	26	22	57	1194	782	
CFC #05 Child and Family Connections 750 Warrenville Road Suite 300 Lisle, IL 60532 - Lori Orr																																
Jun-17	8	2	3	3	0	0	0	2	6	0	0	0	1	0	0	0	0	0	5	0	0	0	0	0	0	0	0	0	0	8	0	
Jul-17	36	15	11	8	1	1	0	19	17	0	0	0	7	1	0	0	0	0	9	0	0	0	0	0	0	0	0	0	0	34	2	
Aug-17	348	8	12	39	179	102	0	66	166	1	0	0	4	6	0	0	0	0	2	5	0	8	48	163	0	0	0	3	0	9	59	281
Sep-17	909	644	28	30	101	101	2	46	176	18	0	1	2	8	0	0	0	0	6	3	0	1	76	90	0	0	0	5	5	3	702	204
TOTAL	1301	669	54	80	281	204	2	133	365	19	0	1	14	15	0	0	0	0	22	8	0	9	124	253	0	0	0	8	5	12	803	487
CFC #06 Child and Family Connections 1835 West Central Road Arlington Heights, IL 60005 - Brenda DeVito																																
Jul-17	23	0	0	6	12	5	0	4	19	0	0	0	0	4	0	0	0	0	0	0	0	4	11	0	0	0	0	0	0	6	17	
Aug-17	70	0	0	0	33	37	0	7	63	0	0	0	0	0	0	0	0	0	0	0	0	5	50	0	0	0	8	0	0	0	70	

Screenings Reported by CFC/CPS/DCFS and Month / FY2018 Q1

Month	Total Screened	Ages (in Months)						Not Referred	Total Referred	Screenings of Children involved with DCFS			# of Children Ages 0 to 3 Referred to								# of Children Ages 3 to 5 Referred to					Sub-Totals						
		0-11	12-23	24-35	36-47	48-60	61+			In Intact Family Services	Children of Teen Wards	In Foster Care	LEA EI	LEA (ECSE)	PI (center-based)	Child Care Program	HV	Other Services	Multiple Services	Rescreening	LEA (ECSE)	PFA	HS	Child Care Program	Other HV Services	Multiple Services	Rescreening	Ages 0-35 mos.	Ages 36-61+ mos.			
Sep-17	211	0	0	23	109	72	2	37	165	0	0	0	1	6	0	0	0	0	0	2	2	42	101	0	0	0	12	6	2	23	183	
TOTAL	304	0	0	29	154	114	2	48	247	0	0	0	1	10	0	0	0	0	0	2	2	51	162	0	0	0	20	6	2	29	270	
CFC #07 Child and Family Connections One Westbrook Corporate Center Suite 640 Westchester, IL 60154 - JoAnn Alferink																																
Jul-17	73	22	21	19	7	3	1	72	1	0	0	0	1	0	0	0	0	0	0	0	0	0	0	0	0	0	0	0	0	0	62	11
Sep-17	694	152	52	120	166	196	8	497	26	0	0	0	1	3	0	0	0	0	0	0	10	39	0	3	0	3	0	0	324	370		
TOTAL	767	174	73	139	173	199	9	569	27	0	0	0	2	3	0	0	0	0	0	0	10	39	0	3	0	3	0	0	386	381		
CFC #08 Branddecker Center Attn: Child and Family Connections 9455 South Hoyne Avenue Chicago, IL 60643 - Marlene Stroube																																
Sep-17	0	0	0	0	0	0	0	0	0	0	0	0	0	0	0	0	0	0	0	0	0	0	0	0	0	0	0	0	0	0	0	
TOTAL	0	0	0	0	0	0	0	0	0	0	0	0	0	0	0	0	0	0	0	0	0	0	0	0	0	0	0	0	0	0		
CFC #09 Child and Family Connections 5422 W. Roosevelt Road Chicago, IL 60644 - Grace Ortiz																																
Sep-17	322	296	22	4	0	0	0	0	0	0	0	0	0	0	0	0	0	0	0	0	0	0	0	0	0	0	0	0	0	322	0	
TOTAL	322	296	22	4	0	0	0	0	0	0	0	0	0	0	0	0	0	0	0	0	0	0	0	0	0	0	0	0	0	322	0	
CFC #12 Child and Family Connections Easter Seals Society of Metro Chicago 17300 South Ozark Avenue - North Bldg. Tinley Park, IL 60477 - Peter Byrne																																
Jul-17	21	0	0	0	15	6	0	17	4	0	0	0	0	0	0	0	0	0	0	0	2	2	0	0	0	0	0	0	0	0	21	
Aug-17	227	1	1	9	72	144	0	75	152	0	0	0	0	2	0	0	0	4	1	0	20	112	0	0	0	8	0	5	11	216		
Sep-17	297	10	23	36	120	108	0	82	204	15	0	1	2	4	0	0	0	34	1	0	39	99	0	0	0	11	1	9	69	228		
TOTAL	545	11	24	45	207	258	0	174	360	15	0	1	2	6	0	0	0	38	2	0	61	213	0	0	0	19	1	14	80	465		
CFC #13 Child and Family Connections 130 S. Lafayette Street Suite 200 Macomb, IL 61455 - Chuck Farr																																
Jul-17	27	5	8	12	2	0	0	22	5	0	0	0	0	0	0	0	0	0	0	0	1	4	0	0	0	0	0	0	0	25	2	
Aug-17	40	2	6	10	17	5	0	17	23	1	0	0	0	0	0	0	0	0	1	0	4	18	0	0	0	0	0	1	18	22		
Sep-17	533	482	31	18	0	2	0	12	2	0	0	1	1	0	0	0	0	0	1	0	0	0	0	0	0	0	0	0	531	2		
TOTAL	600	489	45	40	19	7	0	51	30	1	0	1	1	0	0	0	0	0	2	0	5	22	0	0	0	0	0	1	574	26		
CFC #14 Child and Family Connections 3000 W. Rohmann Ave. West Peoria, IL 61604 - Michelle Harr																																
Jul-17	73	11	15	10	20	17	0	33	40	2	0	2	6	0	0	2	0	0	0	20	3	21	0	0	0	1	0	3	36	37		
Aug-17	269	28	27	46	99	67	2	121	116	6	0	13	6	1	0	2	0	0	2	0	12	74	2	3	0	16	1	10	101	168		
Sep-17	510	260	65	66	67	51	1	55	77	3	0	8	6	1	0	0	0	0	0	10	0	43	0	0	0	11	9	12	391	119		
TOTAL	852	299	107	122	186	135	3	209	233	11	0	23	18	2	0	4	0	0	2	0	15	138	2	3	0	28	10	25	528	324		
CFC #15 Child and Family Connections Serv. Will. Grundy, Kankakee Cnties, Inc 2300 Glenwood Ave. Joliet, IL 60435 - Rachel Cimino																																
Feb-17	5	0	0	0	3	2	0	0	5	0	0	0	0	0	0	0	0	0	0	0	0	5	0	0	0	0	0	0	0	5		
Mar-17	11	0	0	0	7	4	0	0	11	0	0	0	0	0	0	0	0	0	0	0	0	11	0	0	0	0	0	0	0	11		

Screenings Reported by CFC/CPS/DCFS and Month / FY2018 Q1

Month	Total Screened	Ages (in Months)						Not Referred	Total Referred	Screenings of Children involved with DCFS			# of Children Ages 0 to 3 Referred to								# of Children Ages 3 to 5 Referred to					Sub-Totals						
		0-11	12-23	24-35	36-47	48-60	61+			In Intact Family Services	Children of Teen Wards	In Foster Care	EI	LEA (ECSE)	PI (center-based)	Child Care Program	HV	Other Services	Multiple Services	Rescreening	LEA (ECSE)	PFA	HS	Child Care Program	Other HV Services	Multiple Services	Rescreening	Ages 0-35 mos.	Ages 36-61+ mos.			
Apr-17	3	0	0	0	2	1	0	0	3	0	0	0	0	0	0	0	0	0	0	0	0	3	0	0	0	0	0	0	0	0	3	0
Jul-17	27	3	10	6	6	2	0	23	4	0	0	0	3	0	0	0	0	0	0	0	0	1	0	0	0	0	0	1	19	8		
Aug-17	618	17	20	56	335	198	2	162	456	0	0	3	10	1	0	0	2	0	3	0	4	59	324	0	0	0	19	0	38	93	535	
Sep-17	1201	435	81	63	281	339	2	381	272	0	0	4	11	0	0	0	0	0	0	0	1	79	116	4	11	3	9	2	36	579	622	
TOTAL	1865	455	111	125	634	546	4	566	751	0	0	7	24	1	0	0	2	0	3	0	5	138	460	4	11	3	28	2	75	691	1184	
CFC #16 Child and Family Connections 103 S. Country Fair Drive Champaign, IL 61821 - Maggie Jones																																
Jul-17	76	38	8	5	19	6	0	61	15	0	0	0	3	0	0	0	0	0	0	0	0	7	0	0	0	0	0	0	0	5	51	25
Aug-17	535	43	16	21	280	173	2	108	285	0	0	8	6	0	3	0	0	4	1	0	11	18	327	0	0	0	39	0	16	80	455	
Sep-17	914	520	53	26	162	146	2	158	156	1	0	5	4	0	0	0	0	0	0	0	3	25	143	0	0	0	20	0	32	599	310	
TOTAL	1525	601	77	52	461	325	4	327	456	1	0	13	13	0	3	0	0	4	1	0	14	43	477	0	0	0	59	0	53	730	790	
CFC #17 Child and Family Connections 510 Maine Street Suite 615 Quincy, IL 62301 - Michelle Schwanke & Ashley Edwards																																
Aug-17	99	1	2	18	57	21	0	65	34	1	0	1	0	0	0	0	0	0	0	0	7	4	0	0	0	0	0	0	0	23	21	78
Sep-17	486	235	11	17	115	103	5	168	64	9	0	0	1	0	0	0	0	0	0	0	3	3	0	0	0	0	0	0	57	263	223	
TOTAL	585	236	13	35	172	124	5	233	98	10	0	1	1	0	0	0	0	0	0	0	10	7	0	0	0	0	0	0	80	284	301	
CFC #18 Child and Family Connections Sangamon Co. Public Health Department 2833 South Grand Avenue, East Springfield, IL 62703 - Lisa McGlothlin																																
Jul-17	11	0	0	0	10	0	0	10	1	0	0	0	0	0	0	0	0	0	0	0	0	1	11	0	0	0	0	0	0	2	0	10
Aug-17	22	0	0	0	20	2	0	0	22	0	0	0	0	0	0	0	0	0	0	0	0	22	0	0	0	0	0	0	0	0	22	
Sep-17	409	340	34	25	6	4	0	18	1	0	0	1	1	0	0	0	0	0	0	0	8	8	4	0	0	0	0	0	3	399	10	
TOTAL	442	340	34	25	36	6	0	28	24	0	0	1	1	0	0	0	0	0	0	0	9	41	4	0	0	0	0	0	5	399	42	
CFC #19 Child and Family Connections c/o Macon County Mental Health Board 132 South Water, Suite 604 Decatur, IL 62523 - Debbie Floyd																																
Aug-17	210	10	11	50	71	68	0	40	170	5	0	2	0	11	0	0	0	0	0	0	0	31	137	3	0	0	19	17	0	71	139	
Sep-17	447	343	56	37	6	5	0	25	0	0	0	0	0	0	0	0	0	0	0	0	0	0	0	0	0	0	0	0	0	436	11	
TOTAL	657	353	67	87	77	73	0	65	170	5	0	2	0	11	0	0	0	0	0	0	31	137	3	0	0	19	17	0	507	150		
CFC #20 Child and Family Connections 1901 S. 4th St. Suite 209 Effingham, IL 62401 - Rita Wahl																																
Jul-17	1	0	0	1	0	0	0	0	1	0	0	0	0	1	0	0	0	0	0	0	0	0	0	0	0	0	0	0	0	1	0	
Aug-17	76	0	3	8	47	18	0	11	65	0	0	2	2	4	0	0	0	0	0	0	11	49	0	0	0	3	3	3	11	65		
Sep-17	383	324	41	12	3	3	0	0	1	0	0	0	0	0	0	0	0	0	0	0	1	0	0	0	0	0	0	0	377	6		
TOTAL	460	324	44	21	50	21	0	11	67	0	0	2	2	5	0	0	0	0	0	0	12	49	0	0	0	3	3	3	389	71		
CFC #21 Child and Family Connections 4 Eagle Center Suite #4 O'Fallon, IL 62269 - Nicole Van Hise																																
Jul-17	479	137	117	95	76	54	0	472	7	0	0	0	7	0	0	0	0	0	0	0	0	0	0	0	0	0	0	0	0	349	130	

Screenings Reported by CFC/CPS/DCFS and Month / FY2018 Q1

Month	Total Screened	Ages (in Months)						Not Referred	Total Referred	Screenings of Children involved with DCFS			# of Children Ages 0 to 3 Referred to								# of Children Ages 3 to 5 Referred to					Sub-Totals						
		0-11	12-23	24-35	36-47	48-60	61+			In Intact Family Services	Children of Teen Wards	In Foster Care	EI	LEA (ECSE)	PI (center-based)	Child Care Program	HV	Other Services	Multiple Services	Rescreening	LEA (ECSE)	PFA	HS	Child Care Program	Other HV Services	Multiple Services	Rescreening	Ages 0-35 mos.	Ages 36-61+ mos.			
Aug-17	774	136	130	122	240	146	0	463	268	0	0	3	3	0	0	0	0	0	6	0	0	9	156	0	0	0	50	7	2	388	386	
Sep-17	1680	910	179	203	202	193	1	553	153	2	0	3	14	10	0	0	3	10	5	5	1	37	139	2	10	3	25	27	3	1292	396	
TOTAL	2933	1183	426	420	518	393	1	1488	428	2	0	6	24	10	0	0	3	10	11	5	1	46	295	2	10	3	75	34	5	2029	912	
CFC #22 Child and Family Connections 101 South Lincoln Centralia, IL 62801 - Bill Ferguson																																
Jul-17	27	4	3	8	9	3	0	14	13	2	0	0	2	0	5	0	0	0	0	0	0	1	4	2	1	0	0	0	0	15	12	
Aug-17	106	9	12	19	24	42	0	4	86	0	0	0	5	0	10	0	10	0	0	3	13	3	23	0	38	0	0	0	38	40	66	
Sep-17	681	416	63	28	75	91	8	117	71	0	0	7	5	0	6	0	12	2	0	4	13	7	11	1	37	0	1	6	37	507	174	
TOTAL	814	429	78	55	108	136	8	135	170	2	0	7	12	0	21	0	22	2	0	7	26	11	38	3	76	0	1	6	75	562	252	
CFC #23 Child and Family Connections c/o WOVSED 800 S. Division, P.O. Box 320 Norris City, IL 62869 - Kathy Murphy																																
Jul-17	14	0	8	6	0	0	0	12	2	0	0	0	2	0	0	0	0	0	0	0	0	0	0	0	0	0	0	0	0	14	0	
Aug-17	379	28	67	70	132	82	0	206	173	0	0	0	4	1	0	0	24	0	1	2	31	10	94	0	34	0	0	8	104	165	214	
Sep-17	575	195	44	41	157	134	4	207	187	0	0	0	8	0	0	0	40	0	3	4	43	3	128	0	8	0	0	2	104	280	295	
TOTAL	968	223	119	117	289	216	4	425	362	0	0	0	14	1	0	0	64	0	4	6	74	13	222	0	42	0	0	10	208	459	509	
CFC #24 Child and Family Connections c/o Archway, Inc. 2751 W. Main, P.O. Box 1180 Carbondale, IL 62901-1180 - Deanna Cruse																																
Jul-17	35	4	4	12	12	3	0	8	18	0	0	1	0	0	0	0	2	0	0	0	2	2	13	0	1	0	0	1	2	20	15	
Aug-17	58	2	14	7	17	18	0	0	46	0	0	0	0	0	0	6	6	0	4	10	0	29	5	5	0	0	0	17	23	35		
Sep-17	492	226	43	20	104	90	9	174	51	0	0	4	2	0	0	1	7	8	2	8	14	5	28	0	2	1	0	2	18	289	203	
TOTAL	585	232	61	39	133	111	9	182	115	0	0	5	2	0	0	1	15	14	2	12	26	7	70	5	8	1	0	3	37	332	253	
CFC #25 Child and Family Connections Options & Advocacy for McHenry Co. 365 Millennium Drive, Suite A Crystal Lake, IL 60012 - Karen Rios																																
Apr-17	32	0	0	9	14	8	0	0	0	0	0	0	0	0	0	0	0	0	0	0	0	11	13	0	0	0	2	0	0	9	22	
Jun-17	4	0	0	1	2	1	0	0	4	0	0	0	0	0	0	0	0	0	0	0	0	0	3	0	0	0	0	0	0	1	3	
Jul-17	92	21	26	31	8	6	0	1	91	0	0	0	0	0	0	0	0	0	0	1	4	9	0	0	0	6	0	0	78	14		
Aug-17	236	19	44	49	66	50	8	13	122	0	0	1	3	0	0	0	0	0	3	2	1	5	71	0	0	0	8	2	1	112	124	
Sep-17	481	239	51	36	77	77	1	2	118	0	0	0	0	0	0	0	0	0	1	3	0	14	22	0	0	0	0	4	1	326	155	
TOTAL	845	279	121	126	167	142	9	16	335	0	0	1	3	0	0	0	0	0	4	5	2	34	118	0	0	0	16	6	2	526	318	
Chicago Health Department / Clinics -																																
Sep-17	3323	2896	255	130	22	20	0	0	0	0	0	0	0	0	0	0	0	0	0	0	0	0	0	0	0	0	0	0	0	0	3281	42
TOTAL	3323	2896	255	130	22	20	0	0	0	0	0	0	0	0	0	0	0	0	0	0	0	0	0	0	0	0	0	0	0	3281	42	
Chicago Public Schools, Exec Director Office of Diverse Learner Supprt & Services 42 West Madison St. 2nd Floor Chicago, IL 60602 - Vacant																																
Jul-17	255	3	19	65	72	61	31	117	63	0	0	13	14	0	0	0	0	0	0	0	27	49	0	0	0	0	0	0	48	87	164	

Screenings Reported by CFC/CPS/DCFS and Month / FY2018 Q1

Month	Total Screened	Ages (in Months)						Not Referred	Total Referred	Screenings of Children involved with DCFS			# of Children Ages 0 to 3 Referred to								# of Children Ages 3 to 5 Referred to					Sub-Totals						
		0-11	12-23	24-35	36-47	48-60	61+			In Intact Family Services	Children of Teen Wards	In Foster Care	LEA EI	LEA (ECSE)	EHS	PI (center-based)	Child Care Program	HV	Other Services	Multiple Services	Rescreening	LEA (ECSE)	PFA	HS	Child Care Program	Other HV Services	Multiple Services	Rescreening	Ages 0-35 mos.	Ages 36-61+ mos.		
TOTAL	255	3	19	65	72	61	31	117	63	0	0	13	14	0	0	0	0	0	0	0	27	49	0	0	0	0	0	0	0	48	87	164
DCFS/Erikson Institute Statewide 451 North LaSalle Street Chicago, IL 60654 - Andria Goss																																
Jul-17	147	58	31	36	22	0	0	0	0	53	0	0	73	0	27	0	0	10	22	7	38	4	1	59	0	0	29	1	0	125	22	
Aug-17	180	59	47	43	24	3	4	0	0	58	0	0	75	0	24	0	0	18	33	9	48	6	0	45	0	0	22	3	6	149	31	
Sep-17	200	59	42	62	30	6	1	0	0	69	0	0	76	0	41	0	0	23	33	7	53	5	0	64	0	0	35	6	1	163	37	
TOTAL	527	176	120	141	76	9	5	0	0	180	0	0	224	0	92	0	0	51	88	23	139	15	1	168	0	0	86	10	7	437	90	

Screenings Reported by CFC/CPS/DCFS and Agencies Represented / FY2018 Q1

Agency Type	Total Screened	Ages (in Months)						Not Referred	Total Referred	Screenings of Children involved with DCFS			# of Children Ages 0 to 3 Referred to								# of Children Ages 3 to 5 Referred to					Sub-Totals					
		0-11	12-23	24-35	36-47	48-60	61+			In Intact	Children of Teen Wards	In Foster Care	LEA EI	LEA (ECSE)	PI (center-based)	Child Care Program	HV	Other Services	Multiple Services	Rescreening	LEA (ECSE)	PFA	HS	Child Care Program	Other HV	Multiple Services	Rescreening	Ages 0-35 mos.	Ages 36-61+ mos.		
CFC #01 Child and Family Connections 1752 Windsor Road, Suite 102 P.O. Box 16390 Loves Park, IL 61132-6390 - Dee Dee Lowery																															
DCFS	25	9	9	7	0	0	0	0	0	0	0	0	0	0	0	0	0	0	0	0	0	0	0	0	0	0	0	0	25	0	
FCM	164	136	21	7	0	0	0	0	0	0	0	0	0	0	0	0	0	0	0	0	0	0	0	0	0	0	0	164	0		
HS/EHS	202	16	27	33	77	49	0	162	40	0	0	2	3	0	0	0	0	0	0	0	14	4	0	0	0	0	0	19	76	126	
HV	7	3	3	1	0	0	0	6	1	0	0	0	1	0	0	0	0	0	0	0	0	0	0	0	0	0	0	7	0		
LEA	923	27	44	61	484	278	29	241	682	4	0	9	9	3	0	0	0	0	0	0	0	62	587	0	0	0	26	191	181	132	791
PAT	7	3	3	1	0	0	0	6	1	0	0	0	1	0	0	0	0	0	0	0	0	0	0	0	0	0	0	7	0		
PI	0	0	0	0	0	0	0	0	0	0	0	0	0	0	0	0	0	0	0	0	0	0	0	0	0	0	0	0	0	0	
CFC #02 Child and Family Connections Lake County Health Department 3010 Grand Avenue, 2nd Floor Waukegan, IL 60085 - Donna Musser																															
CFC	461	135	154	172	0	0	0	432	29	3	0	6	16	6	1	0	0	0	0	6	0	0	0	0	0	0	0	0	461	0	
DCFS	25	7	8	6	3	1	0	0	0	0	0	0	0	0	0	0	0	0	0	0	0	0	0	0	0	0	0	21	4		
EI	461	135	154	172	0	0	0	432	29	3	0	6	16	6	1	0	0	0	6	0	0	0	0	0	0	0	0	461	0		
FCM	574	534	32	8	0	0	0	0	0	0	0	0	0	0	0	0	0	0	0	0	0	0	0	0	0	0	0	574	0		
LEA	155	0	9	7	78	57	1	55	84	0	0	1	5	1	0	0	0	13	0	4	9	11	56	0	6	0	20	10	15	16	136
CFC #03 Child and Family Connections 27 South State Avenue Suite 101 Freeport, IL 61032 - Angela Hodges																															
CC	368	155	92	52	39	26	0	285	2	0	0	3	2	0	0	0	0	0	0	0	0	0	0	0	0	0	0	299	65		
DCFS	26	11	7	4	3	1	0	0	0	0	0	0	0	0	0	0	0	0	0	0	0	0	0	0	0	0	0	22	4		
FCM	713	513	99	49	24	24	0	249	2	0	0	3	2	0	0	0	0	0	0	0	0	0	0	0	0	0	0	661	48		
HD	151	125	22	3	0	1	0	142	4	0	0	0	0	0	0	0	0	0	0	5	0	0	0	0	0	0	0	150	1		
HS/EHS	45	1	0	2	28	14	0	43	2	0	0	0	1	0	0	0	0	0	0	0	1	0	0	0	0	0	0	3	42		
HV	16	6	1	8	1	0	0	15	1	0	0	0	1	0	0	0	0	0	0	0	0	0	0	0	0	0	0	15	1		
LEA	195	6	1	22	98	67	1	65	122	0	0	2	1	2	0	0	0	2	1	0	24	71	18	0	0	15	3	4	29	166	
WIC	332	152	83	45	24	24	0	249	2	0	0	3	2	0	0	0	0	0	0	0	0	0	0	0	0	0	0	280	48		
CFC #04 Child and Family Connections 1551 East Fabyan Parkway Geneva, IL 60134 - Ellana Mavromatis																															
CC	23	3	4	4	6	7	0	8	13	0	0	0	0	0	0	0	0	0	0	1	0	11	0	0	0	1	0	11	13		
DCFS	21	6	7	6	1	1	0	0	0	0	0	0	0	0	0	0	0	0	0	0	0	0	0	0	0	0	0	19	2		
FCM	864	847	11	6	0	0	0	0	0	0	0	0	0	0	0	0	0	0	0	0	0	0	0	0	0	0	0	864	0		
HD	13	2	5	3	3	0	0	8	2	0	0	0	2	0	0	0	0	0	0	0	0	0	0	0	0	0	0	10	3		
HFI	2	2	0	0	0	0	0	2	0	0	0	0	0	0	0	0	0	0	0	0	0	0	0	0	0	0	0	2	0		
HS/EHS	200	15	3	97	82	4	0	200	0	0	0	0	0	0	0	0	0	0	0	0	0	0	0	0	0	0	0	115	86		
HV	29	11	11	6	2	0	0	22	5	1	0	0	1	1	0	0	0	0	0	2	0	0	2	0	0	0	0	28	2		
LEA	670	0	2	6	338	322	2	108	408	0	0	1	2	6	0	0	0	0	0	3	53	289	0	0	0	25	22	57	8	662	

Screenings Reported by CFC/CPS/DCFS and Agencies Represented / FY2018 Q1

Agency Type	Total Screened	Ages (in Months)						Not Referred	Total Referred	Screenings of Children involved with DCFS			# of Children Ages 0 to 3 Referred to								# of Children Ages 3 to 5 Referred to					Sub-Totals					
		0-11	12-23	24-35	36-47	48-60	61+			In Intact Family Services	Children of Teen Wards	In Foster Care	LEA EI	LEA (ECSE)	PI (center-based)	Child Care Program	HV	Other Services	Multiple Services	Rescreening	LEA (ECSE)	PFA	HS	Child Care Program	Other HV Services	Multiple Services	Rescreening	Ages 0-35 mos.	Ages 36-61+ mos.		
MFP	20	1	3	6	8	2	0	14	6	0	0	1	2	1	0	0	0	0	0	0	0	3	0	0	0	0	0	0	0	10	10
PAT	114	33	39	42	0	0	0	91	8	0	0	0	2	0	0	0	0	0	0	0	0	0	0	0	0	0	0	0	114	0	
CFC #05 Child and Family Connections 750 Warrenville Road Suite 300 Lisle, IL 60532 - Lori Orr																															
CFC	14	0	5	3	3	1	0	6	8	0	0	0	5	1	0	0	0	0	0	0	2	0	0	0	0	0	0	0	8	4	
DCFS	21	5	7	6	1	2	0	0	0	0	0	0	0	0	0	0	0	0	0	0	0	0	0	0	0	0	0	18	3		
FCM	658	635	17	6	0	0	0	0	0	0	0	0	0	0	0	0	0	0	0	0	0	0	0	0	0	0	0	658	0		
LEA	576	20	18	57	274	196	2	117	334	19	0	1	6	14	0	0	0	6	8	0	9	119	252	0	0	0	8	5	12	95	472
PAT	57	9	7	9	12	19	0	15	43	0	0	0	3	0	0	0	0	16	0	0	4	24	0	0	0	0	3	0	25	31	
CFC #06 Child and Family Connections 1835 West Central Road Arlington Heights, IL 60005 - Brenda DeVito																															
LEA	304	0	0	29	154	114	2	48	247	0	0	0	1	10	0	0	0	0	0	2	2	51	162	0	0	0	20	6	2	29	270
CFC #07 Child and Family Connections One Westbrook Corporate Center Suite 640 Westchester, IL 60154 - JoAnn Alferink																															
FCM	116	115	0	1	0	0	0	0	0	0	0	0	0	0	0	0	0	0	0	0	0	0	0	0	0	0	0	0	0	116	0
LEA	80	0	0	3	30	44	3	0	25	0	0	0	0	3	0	0	0	0	0	0	10	39	0	3	0	3	0	0	3	77	
MFP	571	59	73	135	143	155	6	569	2	0	0	0	2	0	0	0	0	0	0	0	0	0	0	0	0	0	0	267	304		
CFC #08 Branddecker Center Attn: Child and Family Connections 9455 South Hoyne Avenue Chicago, IL 60643 - Marlene Stroube																															
LEA	0	0	0	0	0	0	0	0	0	0	0	0	0	0	0	0	0	0	0	0	0	0	0	0	0	0	0	0	0	0	
CFC #09 Child and Family Connections 5422 W. Roosevelt Road Chicago, IL 60644 - Grace Ortiz																															
FCM	322	296	22	4	0	0	0	0	0	0	0	0	0	0	0	0	0	0	0	0	0	0	0	0	0	0	0	0	322	0	
CFC #12 Child and Family Connections Easter Seals Society of Metro Chicago 17300 South Ozark Avenue - North Bldg. Tinley Park, IL 60477 - Peter Byrne																															
HV	9	2	3	4	0	0	0	9	0	0	0	0	0	0	0	0	0	0	0	0	0	0	0	0	0	0	0	0	9	0	
LEA	536	9	21	41	207	258	0	165	360	15	0	1	2	6	0	0	0	38	2	0	0	61	213	0	0	0	19	1	14	71	465
CFC #13 Child and Family Connections 130 S. Lafayette Street Suite 200 Macomb, IL 61455 - Chuck Farr																															
DCFS	22	6	7	7	0	2	0	0	0	0	0	0	0	0	0	0	0	0	0	0	0	0	0	0	0	0	0	0	20	2	
FCM	495	472	16	7	0	0	0	0	0	0	0	0	0	0	0	0	0	0	0	0	0	0	0	0	0	0	0	0	495	0	
HV	21	3	7	11	0	0	0	17	2	0	0	0	0	0	0	0	0	2	0	0	0	0	0	0	0	0	0	0	21	0	
LEA	22	0	0	0	17	5	0	0	22	1	0	0	0	0	0	0	0	0	0	0	4	18	0	0	0	0	0	1	0	22	
PI	50	9	19	20	2	0	0	44	6	0	0	1	1	0	0	0	0	0	0	0	1	4	0	0	0	0	0	0	48	2	

Screenings Reported by CFC/CPS/DCFS and Agencies Represented / FY2018 Q1

Agency Type	Total Screened	Screenings of Children involved with DCFS							# of Children Ages 0 to 3 Referred to										# of Children Ages 3 to 5 Referred to						Sub-Totals											
		Ages (in Months)						Not Referred	Total Referred	Family Services	Children of Teen Wards	In Foster Care	LEA EI	LEA (ECSE)	PI (center-based)	Child Care Program	HV	Other Services	Multiple Services	Rescreening	LEA (ECSE)	PFA	HS	Child Care Program	HV	Other Services	Multiple Services	Rescreening	Ages 0-35 mos.	Ages 36-61+ mos.						
		0-11	12-23	24-35	36-47	48-60	61+																													
CFC #14 Child and Family Connections 3000 W. Rohmann Ave. West Peoria, IL 61604 - Michelle Harr																																				
CC	95	26	10	15	24	20	0	94	1	3	0	8	1	0	0	0	0	0	0	0	0	0	0	0	0	0	0	0	0	0	0	0	0	0	51	44
CFC	94	11	26	29	16	12	0	63	31	2	0	3	15	0	0	4	0	0	0	0	31	1	3	2	3	0	0	0	0	0	0	0	66	28		
DCFS	70	24	26	17	1	2	0	0	0	0	0	0	0	0	0	0	0	0	0	0	0	0	0	0	0	0	0	0	0	0	0	67	3			
FCM	273	229	27	17	0	0	0	0	0	0	0	0	0	0	0	0	0	0	0	0	0	0	0	0	0	0	0	0	0	0	0	273	0			
HV	95	26	10	15	24	20	0	94	1	3	0	8	1	0	0	0	0	0	0	0	0	0	0	0	0	0	0	0	0	0	0	51	44			
LEA	320	9	18	44	145	101	3	52	201	6	0	12	2	2	0	0	0	0	0	0	2	0	8	14	135	0	0	0	28	10	25	71	249			
PI	23	0	1	1	16	5	0	1	22	0	0	0	0	0	0	0	0	0	0	0	0	0	0	0	0	0	0	0	0	1	0	2	21			
CFC #15 Child and Family Connections Serv. Will, Grundy, Kankakee Cnties, Inc 2300 Glenwood Ave. Joliet, IL 60435 - Rachel Cimino																																				
DCFS	77	18	18	19	8	14	0	0	0	0	0	0	0	0	0	0	0	0	0	0	0	0	0	0	0	0	0	0	0	0	0	0	55	22		
FCM	471	404	48	19	0	0	0	0	0	0	0	0	0	0	0	0	0	0	0	0	0	0	0	0	0	0	0	0	0	0	0	471	0			
HS/EHS	42	2	1	2	14	23	0	40	2	0	0	0	1	0	0	0	0	0	0	0	0	1	0	0	0	0	0	0	0	0	0	5	37			
HV	86	20	37	28	1	0	0	69	17	0	0	0	17	0	0	0	0	0	0	0	0	0	0	0	0	0	0	0	0	0	0	85	1			
LEA	1189	11	7	57	611	509	4	457	732	0	0	7	6	1	0	0	2	0	3	0	5	137	460	4	11	3	28	2	75	75	1124					
CFC #16 Child and Family Connections 103 S. Country Fair Drive Champaign, IL 61821 - Maggie Jones																																				
DCFS	37	14	12	6	2	3	0	0	0	0	0	0	0	0	0	0	0	0	0	0	0	0	0	0	0	0	0	0	0	0	0	32	5			
EI	2	0	1	1	0	0	0	1	1	0	0	0	1	0	0	0	0	0	0	0	0	0	0	0	0	0	0	0	0	0	0	2	0			
FCM	508	479	23	6	0	0	0	0	0	0	0	0	0	0	0	0	0	0	0	0	0	0	0	0	0	0	0	0	0	0	0	508	0			
HC	87	0	0	14	45	28	0	11	76	0	0	4	0	0	3	0	0	0	0	0	11	2	50	0	0	0	3	0	12	14	73					
HD	253	101	31	28	57	36	0	168	85	0	0	4	9	0	3	0	0	0	0	0	11	2	50	0	0	0	3	0	12	160	93					
HS/EHS	161	6	5	7	57	84	2	121	40	0	0	2	0	0	0	0	0	0	0	0	3	0	0	0	0	0	0	0	37	18	143					
HV	7	1	5	1	0	0	0	4	3	0	0	0	3	0	0	0	0	4	0	0	0	0	0	0	0	0	0	0	0	0	7	0				
LEA	557	0	0	3	345	202	2	33	327	1	0	7	0	0	0	0	0	0	1	0	0	41	427	0	0	0	56	0	4	3	549					
MIECHV	168	7	10	8	57	84	2	125	43	0	0	2	3	0	0	0	0	4	0	0	3	0	0	0	0	0	0	0	37	25	143					
PI	0	0	0	0	0	0	0	0	0	0	0	0	0	0	0	0	0	0	0	0	0	0	0	0	0	0	0	0	0	0	0	0				
CFC #17 Child and Family Connections 510 Maine Street Suite 615 Quincy, IL 62301 - Michelle Schwanke & Ashley Edwards																																				
DCFS	26	14	2	1	6	3	0	0	0	0	0	0	0	0	0	0	0	0	0	0	0	0	0	0	0	0	0	0	0	0	0	17	9			
FCM	228	219	7	2	0	0	0	0	0	0	0	0	0	0	0	0	0	0	0	0	0	0	0	0	0	0	0	0	0	0	0	228	0			
HS/EHS	27	0	0	0	13	13	1	19	8	2	0	0	0	0	0	0	0	0	0	0	0	0	0	0	0	0	0	0	0	0	8	0	27			
HV	11	3	4	4	0	0	0	10	1	0	0	0	1	0	0	0	0	0	0	0	0	0	0	0	0	0	0	0	0	0	11	0				
LEA	293	0	0	28	153	108	4	204	89	8	0	1	0	0	0	0	0	0	0	0	10	7	0	0	0	0	0	0	72	28	265					

Screenings Reported by CFC/CPS/DCFS and Agencies Represented / FY2018 Q1

Agency Type	Total Screened	Ages (in Months)						Not Referred	Total Referred	Screenings of Children involved with DCFS			# of Children Ages 0 to 3 Referred to							# of Children Ages 3 to 5 Referred to					Sub-Totals						
		0-11	12-23	24-35	36-47	48-60	61+			In Intact	Children of Teen Wards	In Foster Care	LEA EI	LEA (ECSE)	PI (center-based)	Child Care Program	HV	Other Services	Multiple Services	Rescreening	LEA (ECSE)	PFA	HS	Child Care Program	HV	Other Services	Multiple Services	Rescreening	Ages 0-35 mos.	Ages 36-61+ mos.	
CFC #18 Child and Family Connections Sangamon Co. Public Health Department 2833 South Grand Avenue, East Springfield, IL 62703 - Lisa McGlothlin																															
DCFS	31	7	11	11	0	2	0	0	0	0	0	0	0	0	0	0	0	0	0	0	0	0	0	0	0	0	0	0	0	29	2
FCM	359	329	19	11	0	0	0	0	0	0	0	0	0	0	0	0	0	0	0	0	0	0	0	0	0	0	0	0	359	0	
LEA	41	0	0	0	36	4	0	18	23	0	0	1	0	0	0	0	0	0	0	9	41	4	0	0	0	0	5	0	40	0	
PI	11	4	4	3	0	0	0	10	1	0	0	0	1	0	0	0	0	0	0	0	0	0	0	0	0	0	0	11	0		
CFC #19 Child and Family Connections c/o Macon County Mental Health Board 132 South Water, Suite 604 Decatur, IL 62523 - Debbie Floyd																															
DCFS	55	22	10	12	6	5	0	0	0	0	0	0	0	0	0	0	0	0	0	0	0	0	0	0	0	0	0	0	44	11	
FCM	367	316	39	12	0	0	0	0	0	0	0	0	0	0	0	0	0	0	0	0	0	0	0	0	0	0	0	367	0		
HS/EHS	54	15	18	21	0	0	0	54	0	5	0	2	0	0	0	0	0	0	0	0	0	0	0	0	0	0	0	54	0		
LEA	181	0	0	42	71	68	0	11	170	0	0	0	0	11	0	0	0	0	0	31	137	3	0	0	19	17	0	42	139		
CFC #20 Child and Family Connections 1901 S. 4th St. Suite 209 Effingham, IL 62401 - Rita Wahl																															
CFC	6	0	3	3	0	0	0	5	1	0	0	0	1	0	0	0	0	0	0	0	0	0	0	0	0	0	0	6	0		
DCFS	22	3	8	6	2	3	0	0	0	0	0	0	0	0	0	0	0	0	0	0	0	0	0	0	0	0	0	17	5		
FCM	360	321	33	6	0	0	0	0	0	0	0	0	0	0	0	0	0	0	0	0	0	0	0	0	0	0	0	360	0		
LEA	72	0	0	6	48	18	0	6	66	0	0	2	1	5	0	0	0	0	0	12	49	0	0	0	3	3	3	6	66		
CFC #21 Child and Family Connections 4 Eagle Center Suite #4 O'Fallon, IL 62269 - Nicole Van Hise																															
DCFS	101	32	20	23	16	10	0	0	0	0	0	0	0	0	0	0	0	0	0	0	0	0	0	0	0	0	0	75	26		
FCM	787	731	33	23	0	0	0	0	0	0	0	0	0	0	0	0	0	0	0	0	0	0	0	0	0	0	0	787	0		
HV	1	0	1	0	0	0	0	1	0	0	0	0	0	0	0	0	0	0	0	0	0	0	0	0	0	0	0	1	0		
LEA	700	20	30	102	310	245	1	160	411	2	0	6	7	10	0	0	3	10	11	5	1	46	295	2	10	3	75	34	5	152	556
WIC	1344	400	342	272	192	138	0	1327	17	0	0	0	17	0	0	0	0	0	0	0	0	0	0	0	0	0	0	1014	330		
CFC #22 Child and Family Connections 101 South Lincoln Centralia, IL 62801 - Bill Ferguson																															
CC	138	7	19	20	37	55	0	22	104	0	0	0	9	0	0	0	22	0	0	7	22	8	0	0	75	0	0	6	75	46	92
DCFS	57	16	16	9	9	7	0	0	0	0	0	0	0	0	0	0	0	0	0	0	0	0	0	0	0	0	0	41	16		
EI	4	0	0	4	0	0	0	0	0	0	0	0	0	0	0	0	0	0	0	0	0	0	0	0	0	0	0	4	0		
FCM	436	394	33	9	0	0	0	0	0	0	0	0	0	0	0	0	0	0	0	0	0	0	0	0	0	0	0	436	0		
HS/EHS	129	2	7	11	44	56	8	102	27	0	0	7	2	0	21	0	0	0	0	4	3	2	3	1	0	1	0	20	108		
HV	12	8	3	2	0	0	0	11	1	2	0	0	1	0	0	0	0	0	0	0	0	0	0	0	0	0	0	13	0		
LEA	36	0	0	0	18	18	0	0	36	0	0	0	0	0	0	0	0	0	0	0	36	0	0	0	0	0	0	0	36		
PI	2	2	0	0	0	0	0	0	2	0	0	0	0	0	0	0	0	2	0	0	0	0	0	0	0	0	0	2	0		

Screenings Reported by CFC/CPS/DCFS and Agencies Represented / FY2018 Q1

Agency Type	Total Screened	Screenings of Children involved with DCFS								# of Children Ages 0 to 3 Referred to										# of Children Ages 3 to 5 Referred to						Sub-Totals							
		Ages (in Months)							Not Referred	Total Referred	Family Services	In Intact Children	In Teen Wards	In Foster Care	LEA EI	(ECSE)	EHS	PI (center-based)	Child Care Program	HV	Other Services	Multiple Services	Rescreening	LEA (ECSE)	PFA	HS	Child Care Program	HV	Other Services	Multiple Services	Rescreening	Ages 0-35 mos.	Ages 36-61+ mos.
		0-11	12-23	24-35	36-47	48-60	61+																										
CFC #23 Child and Family Connections c/o WOVSED 800 S. Division, P.O. Box 320 Norris City, IL 62869 - Kathy Murphy																																	
CC	8	1	2	3	1	1	0	0	8	0	0	0	1	0	0	0	6	0	0	1	6	1	0	0	2	0	0	1	2	6	2		
CFC	7	1	3	3	0	0	0	5	2	0	0	0	2	0	0	0	0	0	0	0	0	0	0	0	0	0	0	0	0	7	0		
DCFS	15	2	4	3	4	2	0	0	0	0	0	0	0	0	0	0	0	0	0	0	0	0	0	0	0	0	0	0	9	6			
DT	0	0	0	0	0	0	0	0	0	0	0	0	0	0	0	0	0	0	0	0	0	0	0	0	0	0	0	0	0	0			
EI	5	0	4	1	0	0	0	4	1	0	0	0	1	0	0	0	0	0	0	0	0	0	0	0	0	0	0	0	5	0			
FCM	166	157	6	3	0	0	0	0	0	0	0	0	0	0	0	0	0	0	0	0	0	0	0	0	0	0	0	0	166	0			
HS/EHS	406	27	78	73	96	132	0	392	14	0	0	0	4	0	0	0	0	0	3	0	7	0	0	0	0	0	0	0	178	228			
LEA	332	14	14	31	188	81	4	0	332	0	0	0	5	1	0	0	58	0	0	5	58	12	222	0	40	0	0	9	206	59	273		
WIC	29	21	8	0	0	0	0	24	5	0	0	0	1	0	0	0	0	0	1	0	3	0	0	0	0	0	0	0	29	0			
CFC #24 Child and Family Connections c/o Archway, Inc. 2751 W. Main, P.O. Box 1180 Carbondale, IL 62901-1180 - Deanna Cruse																																	
CC	24	2	6	7	3	6	0	0	24	0	0	0	1	0	0	0	15	0	0	1	15	1	0	0	8	0	0	1	9	15	9		
DCFS	19	10	2	5	2	0	0	0	0	0	0	0	0	0	0	0	0	0	0	0	0	0	0	0	0	0	0	0	17	2			
DT	0	0	0	0	0	0	0	0	0	0	0	0	0	0	0	0	0	0	0	0	0	0	0	0	0	0	0	0	0	0			
FCM	236	203	28	5	0	0	0	0	0	0	0	0	0	0	0	0	0	0	0	0	0	0	0	0	0	0	0	0	236	0			
HS/EHS	160	0	0	0	77	75	8	160	0	0	0	4	0	0	0	0	0	0	0	0	0	0	0	0	0	0	0	0	0	160			
HV	54	13	17	16	4	4	0	22	1	0	0	0	1	0	0	0	0	0	0	0	0	0	0	0	1	0	0	1	46	8			
LEA	90	4	7	5	47	26	1	0	90	0	0	1	0	0	0	0	0	14	1	11	11	6	70	5	0	0	2	27	16	74			
PI	2	0	1	1	0	0	0	0	0	0	0	0	0	0	1	0	0	0	1	0	0	0	0	0	0	0	0	0	2	0			
CFC #25 Child and Family Connections Options & Advocacy for McHenry Co. 365 Millennium Drive, Suite A Crystal Lake, IL 60012 - Karen Rios																																	
CC	56	2	6	12	14	16	6	0	0	0	0	0	3	0	0	0	0	0	0	1	1	1	0	0	0	0	0	2	1	20	36		
DCFS	12	2	7	3	0	0	0	0	0	0	0	0	0	0	0	0	0	0	0	0	0	0	0	0	0	0	0	0	12	0			
EI	229	52	94	83	0	0	0	0	229	0	0	0	0	0	0	0	0	0	0	0	0	0	0	0	0	0	0	0	229	0			
FCM	240	223	14	3	0	0	0	0	0	0	0	0	0	0	0	0	0	0	0	0	0	0	0	0	0	0	0	0	240	0			
HS/EHS	92	0	0	0	38	54	0	0	0	0	0	0	0	0	0	0	0	0	0	0	0	0	0	0	0	0	0	0	92	0			
LEA	216	0	0	25	115	72	3	16	106	0	0	1	0	0	0	0	0	4	4	1	33	118	0	0	0	16	4	1	25	190			
Chicago Health Department / Clinics , -																																	
DCFS	216	50	59	65	22	20	0	0	0	0	0	0	0	0	0	0	0	0	0	0	0	0	0	0	0	0	0	0	174	42			
FCM	3107	2846	196	65	0	0	0	0	0	0	0	0	0	0	0	0	0	0	0	0	0	0	0	0	0	0	0	0	3107	0			
Chicago Public Schools, Exec Director Office of Diverse Learner Supprt & Services 42 West Madison St. 2nd Floor Chicago, IL 60602 - Vacant																																	
LEA	255	3	19	65	72	61	31	117	63	0	0	13	14	0	0	0	0	0	0	0	27	49	0	0	0	0	0	0	48	87	164		

Screenings Reported by CFC/CPS/DCFS and Agencies Represented / FY2018 Q1

Agency Type	Total Screened	Ages (in Months)						Not Referred	Total Referred	Screenings of Children involved with DCFS			# of Children Ages 0 to 3 Referred to								# of Children Ages 3 to 5 Referred to				Sub-Totals						
		0-11	12-23	24-35	36-47	48-60	61+			In Intact	Children	In	LEA EI	PI (ECSE)	Child Care based	Other Program	HV	Other Services	Multiple Services	Rescreening	LEA (ECSE)	PFA	HS	Child Care Program	Other HV	Multiple Services	Rescreening	Ages 0-35 mos.	Ages 36-61+ mos.		
										Services	Wards	Care																			
DCFS/Erikson Institute Statewide 451 North LaSalle Street Chicago, IL 60654 - Andria Goss																															
DCFS	527	176	120	141	76	9	5	0	0	180	0	0	224	0	92	0	0	51	88	23	139	15	1	168	0	0	86	10	7	437	90

Screenings Reported by CFC/CPS/DCFS and Screening Tools Utilized / FY2018 Q1

Screening Tool	Total Screened	Ages (in Months)						Not Referred	Total Referred	Screenings of Children involved with DCFS			# of Children Ages 0 to 3 Referred to								# of Children Ages 3 to 5 Referred to														
		0-11	12-23	24-35	36-47	48-60	61+			In Intact Family Services	Children of Teen Wards	In Foster Care	LEA EI	LEA (ECSE)	EHS	PI (center-based)	Child Care Program	HV	Other Services	Multiple Services	Rescreening	LEA (ECSE)	PFA	HS	Child Care Program	Other HV Services	Multiple Services	Rescreening							
CFC #01	Child and Family Connections 1752 Windsor Road, Suite 102 P.O. Box 16390 Loves Park, IL 61132-6390 - Dee Dee Lowery																																		
ASQ-3	888	46	74	77	428	258	5	269	619	1	0	10	13	0	0	0	0	0	0	0	0	0	0	0	0	14	39	520	0	0	0	24	191	195	
ASQ-SE	590	27	41	45	309	168	0	101	489	0	0	8	8	0	0	0	0	0	0	0	0	0	0	0	0	0	16	477	0	0	0	0	191	175	
BRIG	13	0	0	0	12	1	0	0	13	0	0	0	0	0	0	0	0	0	0	0	0	0	0	0	0	0	3	9	0	0	0	1	0	1	
DIAL	13	0	0	0	12	1	0	0	13	0	0	0	0	0	0	0	0	0	0	0	0	0	0	0	0	0	3	9	0	0	0	1	0	1	
DIAL-3	0	0	0	0	0	0	0	0	0	0	0	0	0	0	0	0	0	0	0	0	0	0	0	0	0	0	0	0	0	0	0	0	0	0	
DIAL-4	350	3	7	28	174	109	29	200	150	4	0	1	2	3	0	0	0	0	0	0	0	0	0	0	0	0	36	101	0	0	0	1	0	5	
ESI	138	16	26	22	46	28	0	101	37	0	0	2	3	0	0	0	0	0	0	0	0	0	0	0	0	14	1	0	0	0	0	0	0	19	
ESI-R (P & K Ed.)	583	24	38	44	309	168	0	95	488	0	0	8	7	0	0	0	0	0	0	0	0	0	0	0	0	0	16	477	0	0	0	0	191	175	
PLS	10	0	0	0	6	4	0	6	4	0	0	0	0	0	0	0	0	0	0	0	0	0	0	0	0	0	4	0	0	0	0	0	0	0	
PLS-4	2	0	0	0	1	1	0	1	1	0	0	0	0	0	0	0	0	0	0	0	0	0	0	0	0	0	0	0	0	0	0	1	0	0	
PQ	33	0	0	2	23	7	1	13	20	3	0	0	0	0	0	0	0	0	0	0	0	0	0	0	0	0	1	19	0	0	0	0	0	0	
Speed DIAL-4	39	0	0	0	19	20	0	6	33	0	0	0	0	0	0	0	0	0	0	0	0	0	0	0	0	0	10	0	0	0	0	23	0	0	
CFC #02	Child and Family Connections Lake County Health Department 3010 Grand Avenue, 2nd Floor Waukegan, IL 60085 - Donna Musser																																		
ASQ-2	17	0	0	0	12	5	0	15	2	0	0	0	0	0	0	0	0	0	0	0	0	0	0	0	0	0	0	0	0	0	0	0	0	2	
ASQ-3	475	135	163	177	0	0	0	432	43	3	0	6	21	6	1	0	0	13	6	4	9	0	0	0	0	0	0	0	0	0	0	0	0	0	0
ASQ-SE	23	0	0	0	9	11	0	12	12	0	0	1	0	0	0	0	0	0	0	0	0	0	0	0	0	0	0	17	0	6	0	0	0	2	
BRIG	12	0	0	0	8	4	0	11	1	0	0	0	0	0	0	0	0	0	0	0	0	0	0	0	0	0	1	0	0	0	0	0	0	0	
DIAL	26	0	0	0	9	14	0	14	13	0	0	1	0	0	0	0	0	0	0	0	0	0	0	0	0	0	0	17	0	6	0	0	0	3	
DIAL-4	86	0	0	2	49	34	1	15	54	0	0	0	0	1	0	0	0	0	0	0	0	0	0	0	0	0	10	39	0	0	0	20	10	10	
ESI	17	0	0	0	12	5	0	15	2	0	0	0	0	0	0	0	0	0	0	0	0	0	0	0	0	0	0	0	0	0	0	0	0	2	
CFC #03	Child and Family Connections 27 South State Avenue Suite 101 Freeport, IL 61032 - Angela Hodges																																		
ASQ	483	277	105	48	24	25	0	391	6	0	0	3	2	0	0	0	0	0	0	0	0	0	0	0	0	0	5	0	0	0	0	0	0	0	0
ASQ-3	70	10	10	17	28	5	0	67	3	0	0	0	2	0	0	0	0	0	0	0	0	0	0	0	0	0	1	0	0	0	0	0	0	0	0
ASQ-SE	68	0	0	4	39	25	0	2	66	0	0	0	0	0	0	0	0	0	1	1	0	0	0	0	0	0	0	59	0	0	0	15	3	0	
ASQ:SE-2	16	6	1	8	1	0	0	15	1	0	0	0	1	0	0	0	0	0	0	0	0	0	0	0	0	0	0	0	0	0	0	0	0	0	
BOEHM	68	0	0	4	39	25	0	2	66	0	0	0	0	0	0	0	0	0	1	1	0	0	0	0	0	0	0	59	0	0	0	15	3	0	
BRIG	79	0	0	7	42	30	0	2	77	0	0	0	0	2	0	0	0	0	0	2	1	0	0	0	0	0	2	65	0	0	0	15	3	0	
BRIG-3	8	0	0	0	3	4	1	0	0	0	0	0	0	0	0	0	0	0	0	0	0	0	0	0	0	0	2	0	0	0	0	0	0	4	
DIAL-4	106	1	0	9	69	27	0	91	15	0	0	2	1	0	0	0	0	0	0	0	0	0	0	0	0	0	8	6	0	0	0	0	0	0	
Play-Based	31	0	0	0	11	20	0	0	31	0	0	0	0	0	0	0	0	0	0	0	0	0	0	0	0	0	13	0	18	0	0	0	0	0	
Speed DIAL-4	16	0	0	2	11	3	0	10	6	0	0	1	0	0	0	0	0	0	0	0	0	0	0	0	0	0	0	6	0	0	0	0	0	0	

Screenings Reported by CFC/CPS/DCFS and Screening Tools Utilized / FY2018 Q1

Screening Tool	Total Screened	Ages (in Months)							Not Referred	Total Referred	Screenings of Children involved with DCFS										# of Children Ages 0 to 3 Referred to									# of Children Ages 3 to 5 Referred to				
		0-11	12-23	24-35	36-47	48-60	61+	In Intact			Children of Teen	In Foster Care	Family Services	Wards	Foster Care	LEA EI	LEA (ECSE)	EHS	PI (center-based)	Child Care Program	HV	Other Services	Multiple Services	Rescreening	LEA (ECSE)	PFA	HS	Child Care Program	Other HV Services	Multiple Services	Rescreening			
CFC #04	Child and Family Connections 1551 East Fabyan Parkway Geneva, IL 60134 - Ellana Mavromatis																																	
ASQ	23	1	2	3	8	9	0	7	16	0	0	0	1	1	0	0	0	0	0	0	0	0	0	3	11	0	0	0	1	0	0			
ASQ-2	22	0	0	0	13	9	0	11	11	0	0	0	0	0	0	0	0	0	0	0	0	0	0	0	0	0	0	0	0	0	11			
ASQ-3	340	59	56	46	86	94	0	139	181	1	0	2	6	1	0	0	0	0	0	0	0	3	3	135	2	0	0	1	0	24				
ASQ-SE	240	24	28	34	96	57	2	105	118	1	0	0	5	1	0	0	0	0	0	0	0	5	39	66	2	0	0	7	22	8				
ASQ:SE-2	9	6	2	1	0	0	0	9	0	0	0	0	0	0	0	0	0	0	0	0	0	0	0	0	0	0	0	0	0	0				
BAT	54	0	2	3	30	17	2	12	42	0	0	0	2	0	0	0	0	0	0	0	0	2	10	11	0	0	0	8	0	1				
DIAL	68	0	0	2	31	35	0	36	32	0	0	0	0	6	0	0	0	0	0	0	0	1	11	2	0	0	0	1	0	12				
DIAL-4	296	0	0	96	150	51	0	216	80	0	0	0	0	0	0	0	0	0	0	0	0	0	29	66	0	0	0	0	22	7				
ESI	22	0	0	0	13	9	0	11	11	0	0	0	0	0	0	0	0	0	0	0	0	0	0	0	0	0	0	0	0	11				
Play-Based	39	0	0	0	19	20	0	17	22	0	0	0	0	0	0	0	0	0	0	0	0	0	7	2	0	0	0	1	0	12				
PLS	154	0	0	0	87	67	0	52	102	0	0	0	0	0	0	0	0	0	0	0	0	0	36	68	0	0	0	1	22	19				
Speed DIAL-4	112	0	0	1	52	59	0	8	92	0	0	0	0	0	0	0	0	0	0	0	0	0	0	86	0	0	0	16	0	2				
CFC #05	Child and Family Connections 750 Warrenville Road Suite 300 Lisle, IL 60532 - Lori Orr																																	
ASQ	122	0	0	8	52	61	0	6	63	0	0	1	0	4	0	0	0	0	0	0	0	0	49	65	0	0	0	0	3	4				
ASQ-3	209	29	25	36	54	56	1	55	118	0	0	0	9	8	0	0	0	22	6	0	3	49	30	0	0	0	2	0	4					
ASQ-SE	173	19	20	18	78	38	0	44	130	0	0	0	6	0	0	0	0	22	2	0	0	12	91	0	0	0	0	2	0					
ASQ:SE-2	33	0	0	1	16	16	0	3	2	0	0	0	1	0	0	0	0	0	0	0	0	3	9	0	0	0	0	0	1					
BRIG	3	0	0	1	2	0	0	1	2	0	0	0	0	1	0	0	0	0	0	0	0	0	1	1	0	0	0	0	0	0				
CIP	30	0	0	2	23	5	0	0	20	1	0	0	0	1	0	0	0	0	0	0	0	5	13	0	0	0	0	0	0	1				
DIAL	37	0	0	12	13	12	0	16	21	0	0	0	0	1	0	0	0	0	0	0	0	5	2	13	0	0	0	0	0	0				
DIAL-4	202	0	0	12	103	85	1	44	84	18	0	1	0	3	0	0	0	0	0	0	0	0	20	130	0	0	0	2	5	6				
ESI-R (P & K Ed.)	5	0	0	0	4	1	0	3	2	0	0	0	0	0	0	0	0	0	0	2	0	1	0	2	0	0	0	0	0	1				
PLS	3	0	0	1	2	0	0	1	2	0	0	0	0	1	0	0	0	0	0	0	0	0	0	1	0	0	0	0	0	0				
Pre-IPT	60	0	0	0	36	24	0	11	49	0	0	0	0	0	0	0	0	0	0	0	0	4	47	0	0	0	0	2	0					
Speed DIAL-4	34	0	0	0	19	15	0	8	22	0	0	0	0	0	0	0	0	0	0	0	0	0	22	0	0	0	4	0	0					
CFC #06	Child and Family Connections 1835 West Central Road Arlington Heights, IL 60005 - Brenda DeVito																																	
ASQ	45	0	0	2	23	20	0	0	38	0	0	0	0	0	0	0	0	0	0	0	0	4	32	0	0	0	10	0	0					
ASQ-2	11	0	0	0	4	0	0	10	1	0	0	0	0	0	0	0	0	0	0	0	0	0	0	0	0	0	0	0	1					
ASQ-3	30	0	0	5	15	10	0	8	20	0	0	0	0	0	0	0	0	0	0	0	0	19	0	0	0	0	1	0	0					
ASQ:SE-2	4	0	0	0	2	2	0	1	1	0	0	0	0	0	0	0	0	0	0	0	0	0	0	0	0	0	1	0	0					
BRIG	6	0	0	2	1	3	0	2	4	0	0	0	0	0	0	0	0	0	0	0	0	0	1	0	0	0	3	0	0					
DIAL	32	0	0	15	8	8	1	9	23	0	0	0	0	8	0	0	0	0	0	0	0	2	12	0	0	0	0	0	0	1				

Screenings Reported by CFC/CPS/DCFS and Screening Tools Utilized / FY2018 Q1

Screening Tool	Total Screened	Ages (in Months)							Not Referred	Total Referred	Screenings of Children involved with DCFS			# of Children Ages 0 to 3 Referred to								# of Children Ages 3 to 5 Referred to								
		0-11	12-23	24-35	36-47	48-60	61+	In Intact Family Services			Children of Teen Wards	In Foster Care	LEA EI	LEA (ECSE)	EHS	PI (center-based)	Child Care Program	HV	Other Services	Multiple Services	Rescreening	LEA (ECSE)	PFA	HS	Child Care Program	Other HV Services	Multiple Services	Rescreening		
DIAL-4	77	0	0	7	47	25	0	8	62	0	0	0	1	2	0	0	0	0	0	0	2	0	14	43	0	0	0	4	6	0
ESI	17	0	0	0	5	5	0	12	5	0	0	0	0	0	0	0	0	0	0	0	0	4	0	0	0	0	0	0	1	
Social His	38	0	0	0	18	20	0	0	38	0	0	0	0	0	0	0	0	0	0	0	0	1	30	0	0	0	7	0	0	
Speed DIAL-4	128	0	0	0	70	58	0	6	122	0	0	0	0	0	0	0	0	0	0	0	0	1	109	0	0	0	12	0	0	
TPBA	4	0	0	0	2	2	0	1	1	0	0	0	0	0	0	0	0	0	0	0	0	0	0	0	0	0	1	0	0	
CFC #07 Child and Family Connections One Westbrook Corporate Center Suite 640 Westchester, IL 60154 - JoAnn Alferink																														
ASQ-3	571	59	73	135	143	155	6	569	2	0	0	0	2	0	0	0	0	0	0	0	0	0	0	0	0	0	0	0	0	0
ASQ:SE-2	571	59	73	135	143	155	6	569	2	0	0	0	2	0	0	0	0	0	0	0	0	0	0	0	0	0	0	0	0	0
DIAL-4	50	0	0	0	19	30	1	0	12	0	0	0	0	0	0	0	0	0	0	0	0	3	32	0	3	0	0	0	0	
DIAL-R	13	0	0	3	6	4	0	0	13	0	0	0	0	3	0	0	0	0	0	0	0	0	7	0	0	0	3	0	0	
ESI-R (P & K Ed.)	17	0	0	0	5	10	2	0	0	0	0	0	0	0	0	0	0	0	0	0	0	7	0	0	0	0	0	0	0	
CFC #12 Child and Family Connections Easter Seals Society of Metro Chicago 17300 South Ozark Avenue - North Bldg. Tinley Park, IL 60477 - Peter Byrne																														
ASQ-3	229	11	24	33	33	128	0	11	218	0	0	0	2	0	0	0	0	0	38	0	0	0	33	126	0	0	0	0	1	1
ASQ-SE	142	6	12	13	0	111	0	0	142	0	0	0	1	0	0	0	0	0	30	0	0	0	7	104	0	0	0	0	0	0
DIAL	27	0	0	1	16	10	0	15	12	0	0	0	0	0	0	0	0	0	0	0	0	6	6	0	0	0	0	0	0	
DIAL-3	54	0	0	0	31	23	0	38	5	0	0	0	0	0	0	0	0	0	0	0	0	16	0	0	0	0	0	0	0	
DIAL-4	262	0	0	11	145	106	0	111	151	15	0	1	0	6	0	0	0	0	0	2	0	0	31	81	0	0	0	19	0	14
CFC #13 Child and Family Connections 130 S. Lafayette Street Suite 200 Macomb, IL 61455 - Chuck Farr																														
ASQ	40	8	15	15	2	0	0	34	6	0	0	1	1	0	0	0	0	0	0	0	0	1	4	0	0	0	0	0	0	0
ASQ-3	21	3	7	11	0	0	0	17	2	0	0	0	0	0	0	0	0	0	2	0	0	0	0	0	0	0	0	0	0	0
ASQ-SE	40	8	15	15	2	0	0	34	6	0	0	1	1	0	0	0	0	0	0	0	0	1	4	0	0	0	0	0	0	0
DIAL-4	22	0	0	0	17	5	0	0	22	1	0	0	0	0	0	0	0	0	0	0	0	4	18	0	0	0	0	0	0	1
CFC #14 Child and Family Connections 3000 W. Rohmann Ave. West Peoria, IL 61604 - Michelle Harr																														
ASQ	129	32	23	23	31	20	0	94	1	3	0	8	1	0	0	0	0	0	1	0	0	0	0	0	0	0	0	0	0	0
ASQ-3	133	14	30	39	33	17	0	79	54	2	0	3	16	0	0	4	0	0	0	0	0	33	9	14	2	3	0	0	1	0
ASQ-SE	16	3	3	9	1	0	0	15	1	0	0	0	1	0	0	0	0	0	0	0	0	0	0	0	0	0	0	0	0	0
ASQ:SE-2	23	0	1	1	16	5	0	1	22	0	0	0	0	0	0	0	0	0	0	0	2	8	11	0	0	0	0	1	0	
BAT	50	0	0	4	26	20	0	33	17	0	0	1	0	0	0	0	0	0	0	0	0	0	0	0	0	0	8	9	9	
BRIG	129	32	23	23	31	20	0	94	1	3	0	8	1	0	0	0	0	0	1	0	0	0	0	0	0	0	0	0	0	0
BRIG-3	164	0	0	19	81	63	1	3	161	6	0	11	0	1	0	0	0	0	1	0	4	6	119	0	0	0	18	0	15	
DIAL-4	56	0	2	4	30	18	2	1	22	0	0	0	1	1	0	0	0	0	0	0	4	8	16	0	0	0	2	1	1	

Screenings Reported by CFC/CPS/DCFS and Screening Tools Utilized / FY2018 Q1

Screening Tool	Total Screened	Ages (in Months)							Not Referred	Total Referred	Screenings of Children involved with DCFS			# of Children Ages 0 to 3 Referred to								# of Children Ages 3 to 5 Referred to										
		0-11	12-23	24-35	36-47	48-60	61+	In Intact Family Services			Children of Teen Wards	In Foster Care	LEA EI	LEA (ECSE)	PI (EHS)	Child Care Program	Other HV Services	Multiple Services	Rescreening	LEA (ECSE)	PFA	HS	Child Care Program	Other HV Services	Multiple Services	Rescreening						
		Fluharty	50	0	0	4	26	20			0	33	17	0	0	1	0	0	0	0	0	0	0	0	0	0	0	0	0	0	0	0
Hearing	34	6	13	8	7	0	0	0	0	0	0	0	0	0	0	0	0	0	1	0	0	0	0	0	0	0	0	0	0	0	0	

CFC #15 Child and Family Connections Serv. Will, Grundy, Kankakee Cties, Inc 2300 Glenwood Ave. Joliet, IL 60435 - Rachel Cimino

ASQ	124	8	5	5	71	34	1	34	90	0	0	0	5	0	0	0	0	0	0	0	0	0	0	0	0	0	0	0	0	0	0	0
ASQ-3	117	22	38	30	11	16	0	98	19	0	0	0	18	0	0	0	0	0	0	0	0	0	0	0	0	0	0	0	0	0	0	0
ASQ-SE	696	1	1	18	327	357	2	392	304	0	0	0	0	1	0	0	0	0	0	3	0	3	20	177	4	0	3	26	0	67	0	
BRIG	441	1	1	18	210	209	2	193	248	0	0	0	0	1	0	0	0	0	0	3	0	3	18	162	4	0	0	26	0	31	0	
DIAL	82	3	3	3	50	23	0	6	76	0	0	0	3	0	0	0	0	0	0	0	0	0	29	30	0	11	0	0	0	3	0	
DIAL-3	43	1	1	3	21	17	0	2	41	0	0	0	1	0	0	0	0	0	0	0	0	1	5	33	0	0	0	0	0	1	0	
DIAL-4	408	8	3	35	225	135	2	97	311	0	0	7	3	0	0	0	2	0	0	0	0	1	84	218	0	0	0	2	2	4	0	
Play-Based	137	0	0	30	82	25	0	12	125	0	0	7	0	0	0	0	0	0	0	0	0	0	50	75	0	0	0	0	0	0	0	

CFC #16 Child and Family Connections 103 S. Country Fair Drive Champaign, IL 61821 - Maggie Jones

ASQ	248	6	5	21	102	112	2	132	116	0	0	6	0	0	3	0	0	0	0	0	0	0	0	0	0	0	0	0	0	0	0	49
ASQ-3	9	1	6	2	0	0	0	5	4	0	0	0	4	0	0	0	0	4	0	0	0	0	0	0	0	0	0	0	0	0	0	0
ASQ-SE	7	1	5	1	0	0	0	4	3	0	0	0	3	0	0	0	0	4	0	0	0	0	0	0	0	0	0	0	0	0	0	0
DIAL	198	0	0	0	108	85	0	5	193	1	0	6	0	0	0	0	0	0	0	0	0	0	17	176	0	0	0	38	0	0	0	
DIAL-4	232	0	0	3	154	73	2	28	62	0	0	1	0	0	0	0	0	0	1	0	0	24	133	0	0	0	9	0	4	0	0	
EOWPVT	127	0	0	0	83	44	0	0	72	0	0	0	0	0	0	0	0	0	0	0	0	0	0	118	0	0	0	9	0	0	0	
ESI	127	0	0	0	83	44	0	0	72	0	0	0	0	0	0	0	0	0	0	0	0	0	0	118	0	0	0	9	0	0	0	
ESI-R (P & K Ed.)	161	6	5	7	57	84	2	121	40	0	0	2	0	0	0	0	0	0	0	0	0	3	0	0	0	0	0	0	0	0	37	
TPBA	87	0	0	14	45	28	0	11	76	0	0	4	0	0	3	0	0	0	0	0	0	11	2	50	0	0	0	3	0	12	0	

CFC #17 Child and Family Connections 510 Maine Street Suite 615 Quincy, IL 62301 - Michelle Schwanke & Ashley Edwards

DIAL	320	0	0	28	166	121	5	223	97	10	0	1	0	0	0	0	0	0	0	0	0	0	0	0	0	0	0	0	0	0	0	80
HELP	11	3	4	4	0	0	0	10	1	0	0	0	1	0	0	0	0	0	0	0	0	0	0	0	0	0	0	0	0	0	0	0

CFC #18 Child and Family Connections Sangamon Co. Public Health Department 2833 South Grand Avenue, East Springfield, IL 62703 - Lisa McGlothlin

ASQ	11	4	4	3	0	0	0	10	1	0	0	0	1	0	0	0	0	0	0	0	0	0	0	0	0	0	0	0	0	0	0	0
BRIG-3	8	0	0	0	6	2	0	8	0	0	0	1	0	0	0	0	0	0	0	0	0	0	8	8	4	0	0	0	0	0	3	0
DIAL-4	22	0	0	0	20	2	0	0	22	0	0	0	0	0	0	0	0	0	0	0	0	0	0	22	0	0	0	0	0	0	0	0

CFC #19 Child and Family Connections c/o Macon County Mental Health Board 132 South Water, Suite 604 Decatur, IL 62523 - Debbie Floyd

ASQ	54	15	18	21	0	0	0	54	0	5	0	2	0	0	0	0	0	0	0	0	0	0	0	0	0	0	0	0	0	0	0	0
-----	----	----	----	----	---	---	---	----	---	---	---	---	---	---	---	---	---	---	---	---	---	---	---	---	---	---	---	---	---	---	---	---

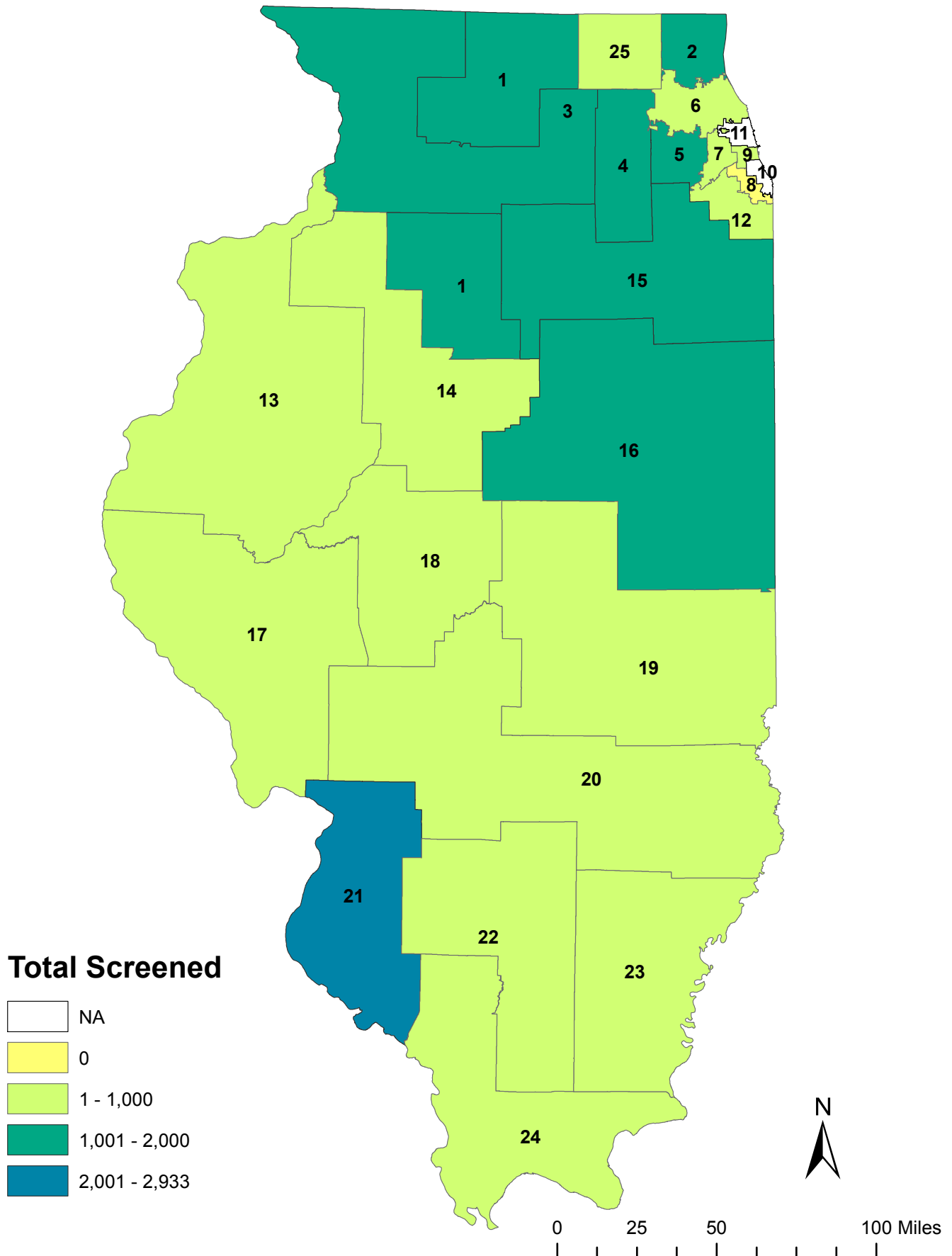
Screenings Reported by CFC/CPS/DCFS and Screening Tools Utilized / FY2018 Q1

Screening Tool	Total Screened	Ages (in Months)							Not Referred	Total Referred	Screenings of Children involved with DCFS			# of Children Ages 0 to 3 Referred to								# of Children Ages 3 to 5 Referred to							
		0-11	12-23	24-35	36-47	48-60	61+	In Intact Family Services			Children of Teen Wards	In Foster Care	EI	LEA (ECSE)	PI (center-based)	Child Care Program	HV	Other Services	Multiple Services	Rescreening	LEA (ECSE)	PFA	HS	Child Care Program	Other HV Services	Multiple Services	Rescreening		
		ASQ-SE	54	15	18	21	0	0			0	54	0	5	0	2	0	0	0	0	0	0	0	0	0	0	0	0	0
BRIG	181	0	0	42	71	68	0	11	170	0	0	0	0	11	0	0	0	0	0	0	0	31	137	3	0	0	19	17	0
HELP	54	15	18	21	0	0	0	54	0	5	0	2	0	0	0	0	0	0	0	0	0	0	0	0	0	0	0	0	
CFC #20 Child and Family Connections 1901 S. 4th St. Suite 209 Effingham, IL 62401 - Rita Wahl																													
ASQ	6	0	3	3	0	0	0	5	1	0	0	0	1	0	0	0	0	0	0	0	0	0	0	0	0	0	0	0	0
ASQ-3	44	0	0	0	36	8	0	0	44	0	0	2	0	0	0	0	0	0	0	0	3	41	0	0	0	0	0	0	
BRIG	12	0	0	2	5	5	0	0	12	0	0	0	0	0	0	0	0	0	0	0	4	8	0	0	0	3	3	0	
DIAL	8	0	0	1	4	3	0	3	5	0	0	0	0	4	0	0	0	0	0	0	5	0	0	0	0	0	0	0	
DIAL-4	44	0	0	0	36	8	0	0	44	0	0	2	0	0	0	0	0	0	0	0	3	41	0	0	0	0	0	0	
CFC #21 Child and Family Connections 4 Eagle Center Suite #4 O'Fallon, IL 62269 - Nicole Van Hise																													
ASQ	91	3	1	17	36	34	0	32	59	0	0	1	3	0	0	0	0	0	6	0	0	3	47	0	0	0	0	0	0
ASQ-3	1450	407	355	299	224	165	0	1351	56	0	0	1	19	2	0	0	0	0	4	0	0	1	29	0	0	0	1	0	
ASQ-SE	68	2	2	18	32	14	0	0	27	0	0	0	0	0	0	0	0	5	0	0	2	20	0	0	0	0	0	0	
ASQ:SE-2	39	4	7	14	6	8	0	23	18	0	0	0	2	2	0	0	0	0	0	0	0	14	0	0	0	0	0	0	
BRIG	15	0	0	4	2	9	0	0	0	0	0	2	0	0	0	0	0	0	4	0	2	2	2	0	0	0	11	0	
BRIG-3	8	0	0	0	6	2	0	0	8	0	0	0	0	0	0	0	0	0	0	0	0	8	0	0	0	0	0	0	
DIAL-4	284	6	7	22	127	121	1	72	206	2	0	2	1	0	0	0	0	9	6	0	30	132	0	4	0	44	5	3	
ESI	29	0	0	4	15	9	0	7	22	0	0	0	0	0	0	0	0	0	0	0	5	22	0	0	0	3	8	1	
Play-Based	27	0	0	5	15	7	0	0	27	0	0	0	0	0	0	0	0	5	0	0	2	20	0	0	0	0	0	0	
Speed DIAL-4	23	0	0	0	15	8	0	0	23	0	0	0	0	0	0	0	0	0	0	0	0	23	0	0	0	0	0	0	
CFC #22 Child and Family Connections 101 South Lincoln Centralia, IL 62801 - Bill Ferguson																													
ASQ	42	14	10	9	6	4	0	24	6	2	0	0	0	0	0	0	0	2	0	0	0	0	0	0	0	0	0	0	
ASQ-3	104	5	16	22	28	32	0	0	100	0	0	0	10	0	21	0	18	0	0	7	22	11	2	3	56	0	0	6	55
ASQ-SE	24	0	3	1	3	17	0	0	24	0	0	0	0	0	0	4	0	0	0	4	0	0	0	20	0	0	0	20	
BRIG	103	0	0	0	39	56	8	102	1	0	0	7	0	0	0	0	0	0	0	0	0	0	0	0	0	1	0	0	
BRIG-3	36	0	0	0	18	18	0	0	36	0	0	0	0	0	0	0	0	0	0	0	0	36	0	0	0	0	0	0	
CFC #23 Child and Family Connections c/o WOVSED 800 S. Division, P.O. Box 320 Norris City, IL 62869 - Kathy Murphy																													
ASQ	435	48	86	73	96	132	0	416	19	0	0	0	5	0	0	0	0	0	4	0	10	0	0	0	0	0	0	0	
ASQ-3	77	10	18	27	15	7	0	9	68	0	0	0	7	0	0	0	43	0	0	4	43	1	0	0	22	0	0	7	22
ASQ-SE	41	6	5	10	14	6	0	0	41	0	0	0	2	0	0	0	21	0	0	2	21	3	0	0	20	0	0	3	20
DENVER II	0	0	0	0	0	0	0	0	0	0	0	0	0	0	0	0	0	0	0	0	0	0	0	0	0	0	0	0	0

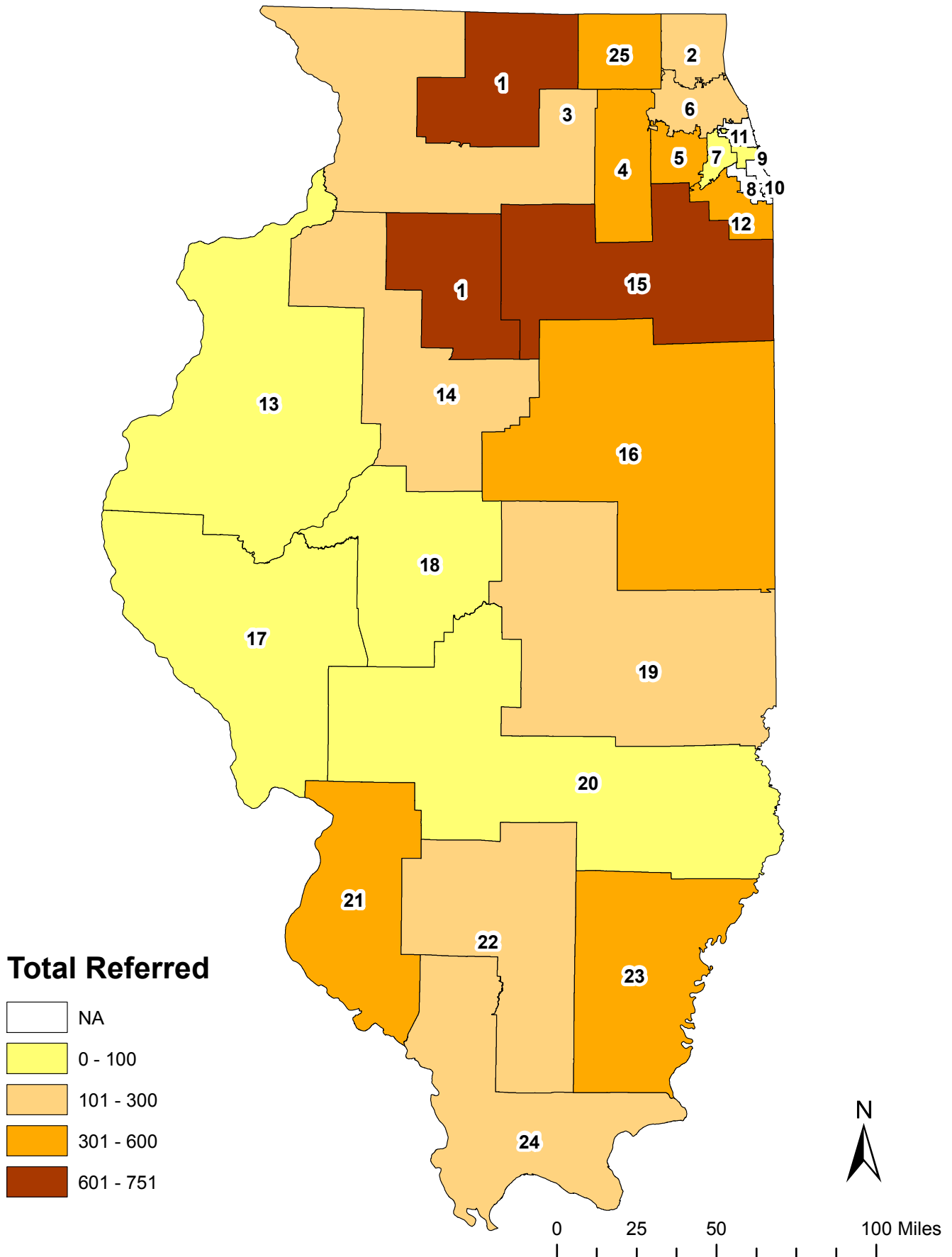
Screenings Reported by CFC/CPS/DCFS and Screening Tools Utilized / FY2018 Q1

Screening Tool	Total Screened	Ages (in Months)						Not Referred	Total Referred	Screenings of Children involved with DCFS			# of Children Ages 0 to 3 Referred to								# of Children Ages 3 to 5 Referred to								
		0-11	12-23	24-35	36-47	48-60	61+			In Intact Family Services	Children of Teen Wards	In Foster Care	LEA EI	LEA (ECSE)	EHS	PI (center-based)	Child Care Program	HV	Other Services	Multiple Services	Rescreening	LEA (ECSE)	PFA	HS	Child Care Program	Other HV Services	Multiple Services	Rescreening	
DIAL-4	628	27	78	74	249	196	4	392	236	0	0	0	4	1	0	0	0	0	3	0	7	9	210	0	0	0	0	0	158
ESI	12	0	0	0	7	5	0	0	12	0	0	0	0	0	0	0	0	0	0	0	0	0	12	0	0	0	0	8	
Speed DIAL-4	406	27	78	73	96	132	0	392	14	0	0	0	4	0	0	0	0	0	3	0	7	0	0	0	0	0	0	0	
CFC #24 Child and Family Connections c/o Archway, Inc. 2751 W. Main, P.O. Box 1180 Carbondale, IL 62901-1180 - Deanna Cruse																													
ASQ	56	13	18	17	4	4	0	22	1	0	0	0	1	0	0	1	0	0	1	0	0	0	0	0	0	1	0	0	1
ASQ-3	71	6	13	11	22	19	0	0	71	0	0	0	1	0	0	0	15	14	1	12	26	1	34	5	7	0	0	3	22
ASQ-SE	32	4	9	13	2	4	0	0	1	0	0	0	0	0	0	0	0	0	0	0	0	0	0	0	1	1	0	0	2
BRIG	204	4	10	15	86	81	8	160	11	0	0	5	0	0	0	1	0	0	1	0	0	1	10	0	0	1	0	0	1
BRIG-3	9	0	0	0	7	2	0	0	9	0	0	0	0	0	0	0	0	0	0	0	0	0	9	0	0	0	0	0	0
DENVER II	0	0	0	0	0	0	0	0	0	0	0	0	0	0	0	0	0	0	0	0	0	0	0	0	0	0	0	0	0
DIAL-4	22	0	0	0	14	7	1	0	22	0	0	0	0	0	0	0	0	0	0	0	0	5	17	0	0	0	0	0	13
CFC #25 Child and Family Connections Options & Advocacy for McHenry Co. 365 Millennium Drive, Suite A Crystal Lake, IL 60012 - Karen Rios																													
ASQ-2	1	0	0	0	0	1	0	1	0	0	0	0	0	0	0	0	0	0	0	0	0	0	0	0	0	0	0	0	0
ASQ-3	188	2	6	24	88	61	6	0	55	0	0	1	3	0	0	0	0	0	0	1	2	17	82	0	0	0	15	6	2
ASQ-SE	47	0	0	12	22	12	0	0	15	0	0	0	0	0	0	0	0	0	0	1	15	21	0	0	0	8	0	0	
ASQ:SE-2	73	0	0	0	47	26	0	0	28	0	0	1	0	0	0	0	0	0	0	0	0	0	51	0	0	0	7	4	0
CIP	17	0	0	4	10	3	0	0	0	0	0	0	0	0	0	0	0	1	3	0	2	9	0	0	0	0	0	0	
DIAL	7	0	0	1	2	3	1	3	4	0	0	0	0	0	0	0	0	0	1	0	3	0	0	0	0	0	0	0	
DIAL-4	151	0	0	8	67	74	2	12	47	0	0	0	0	0	0	0	0	3	0	0	12	27	0	0	0	1	0	0	
ESI	1	0	0	0	0	1	0	1	0	0	0	0	0	0	0	0	0	0	0	0	0	0	0	0	0	0	0	0	
Chicago Public Schools, Exec Director Office of Diverse Learner Supprt & Services 42 West Madison St. 2nd Floor Chicago, IL 60602 - Vacant																													
ASQ	255	3	19	65	72	61	31	117	63	0	0	13	14	0	0	0	0	0	0	0	27	49	0	0	0	0	0	0	48
ESI-P	255	3	19	65	72	61	31	117	63	0	0	13	14	0	0	0	0	0	0	0	27	49	0	0	0	0	0	0	48
ESI-R (P & K Ed.)	255	3	19	65	72	61	31	117	63	0	0	13	14	0	0	0	0	0	0	0	27	49	0	0	0	0	0	0	48
DCFS/Erikson Institute Statewide 451 North LaSalle Street Chicago, IL 60654 - Andria Goss																													
ASQ	180	75	41	43	21	0	0	0	0	180	0	0	53	0	90	0	0	51	18	0	32	9	0	13	0	0	6	0	0
ASQ-SE	180	75	41	43	21	0	0	0	0	180	0	0	53	0	90	0	0	51	18	0	32	9	0	13	0	0	6	0	0
DENVER	180	75	41	43	21	0	0	0	0	180	0	0	53	0	90	0	0	51	18	0	32	9	0	13	0	0	6	0	0

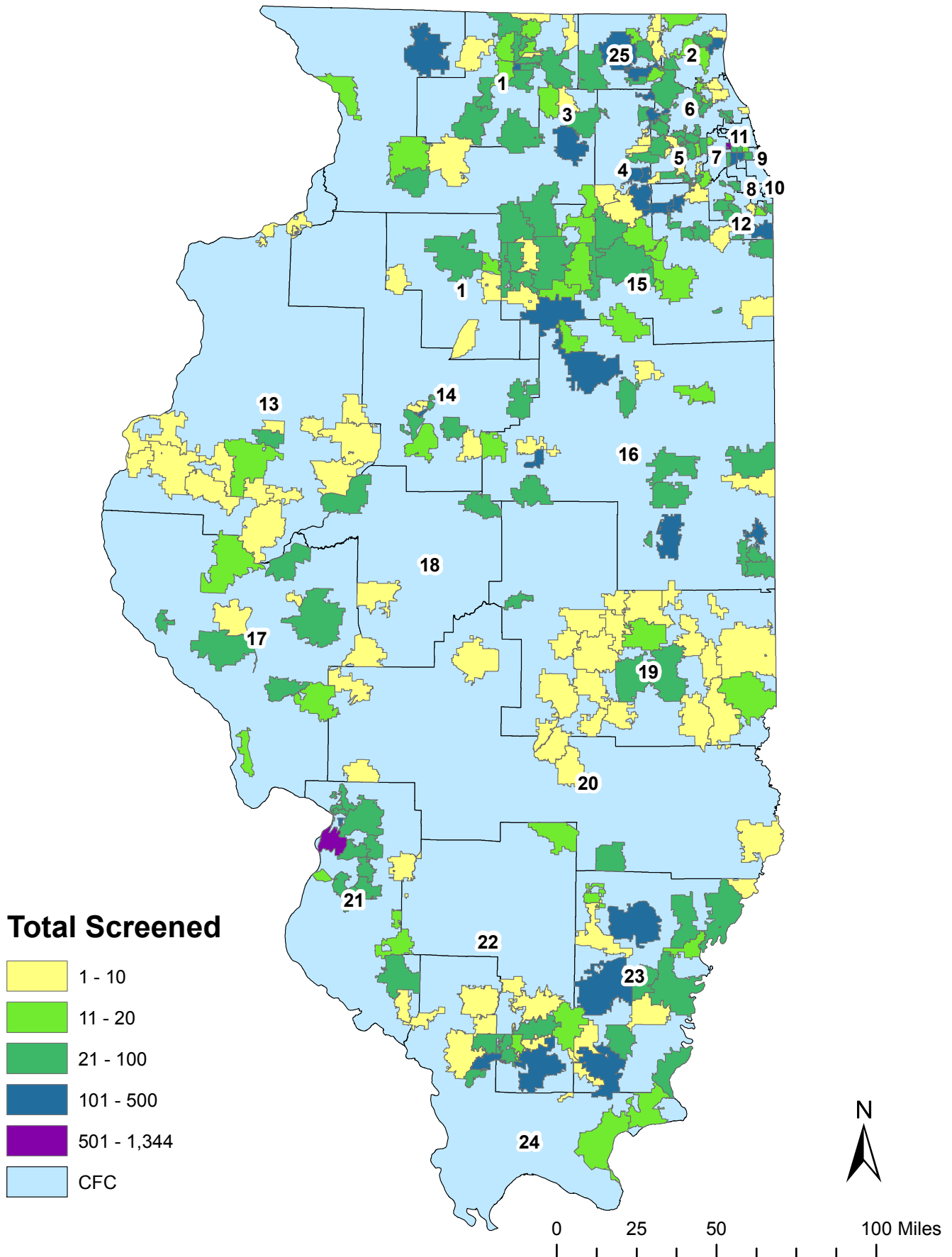
0-5 Child Find Screening FY2018 Q1 Total Screened by CFC region



0-5 Child Find Screening FY2018 Q1 Total Referred by CFC region



0-5 Child Find Screening FY2018 Q1 Total Screened by Zip Code



0-5 Child Find Screening FY2018 Q1 Total Referred by Zip Code

